

**Model:TLPA18G40G-33-33**
**Power Amplifier**  
**18-40GHz,Gain:33dB,Psat:33dBm**
**Feature:**

- Ultra Wide Band: 18-40 GHz
- Gain: 33 dB Min
- Psat Output Power: 33 dBm Typ
- Good Power and Gain Flatness
- 50 Ohm Matched Input / Output

**电气特性 Electrical Specifications:**

参数 Parameter	Min	Typ	Max	单位 Units
频率范围 Frequency range	18-40			GHz
增益 Gain	33			dB
增益平坦度 Gain Flatness		±5		dB
饱和输出功率 Output Psat		33		dBm
杂散 Supurious@Pout=33dBm			-50	dBc
谐波抑制 Harmonic@Pout=33dBm		-15		dBc
输入驻波 Input VSWR		2.0		:1
直流电压 DC Voltage	+18			V DC
功耗 Consumption	40@Max			W
阻抗 Impedance	50			Ohms

**机械特性 Mechanical Specifications:**

参数 Parameter	指标 Value	单位 Units
输入输出接口 Input /Output Connector	2.92 Female/2.92 Female	
直流偏置 DC Bias	Solder Pin	
尺寸 Size	130.4*74.5*16	mm
重量 Weight	≤500	g

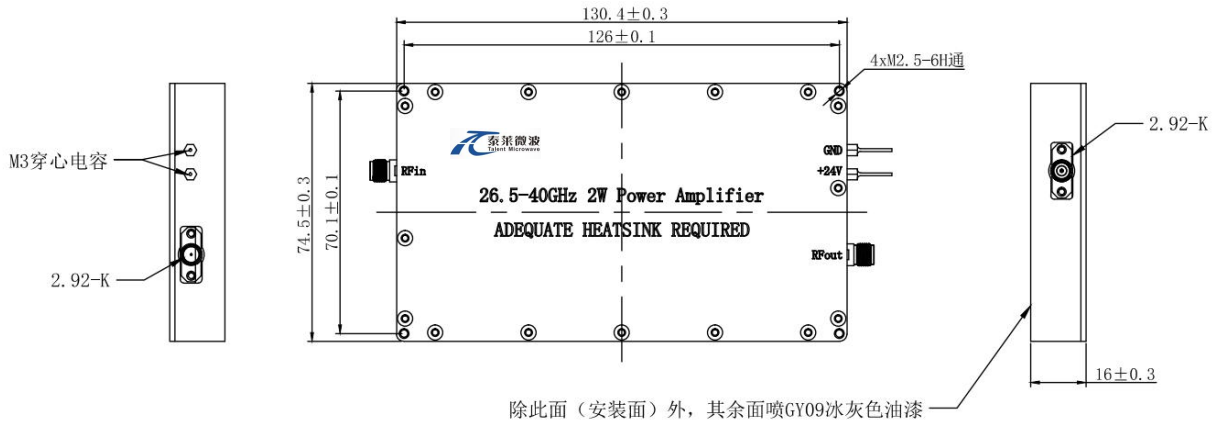
**绝对最大值 Absolute Maximum Ratings:**

参数 Parameter	指标 Value
供电偏置电压 Supply Bias Voltage	+18 V
输入功率 RF Input Power	+10 dBm
ESD灵敏度 ESD sensitivity (HBm)	Class 0, passed 150V


**Available 220V System  
 Benchtop Amplifier**

外形尺寸 Outline Drawing:

Unit: mm



**\*\*\*Heat Sink Required During Operation**



温度环境 Environmental Conditions:

参数 Parameter	Min	Typ	Max	单位 Units
操作温度 Operating Temperature*	-40		+60	°C
存储温度 Non-operating Temperature*	-50		+70	°C
相对湿度 Relative humidity		95		%
海拔 Altitude	10,000			feet
震动 Shock / Vibration(MIL-STD-810F)	20g,11ms,saw-tooth			
冲击 Shock(non operating)	20G for 11msc half sin wave,3 axis both directions			

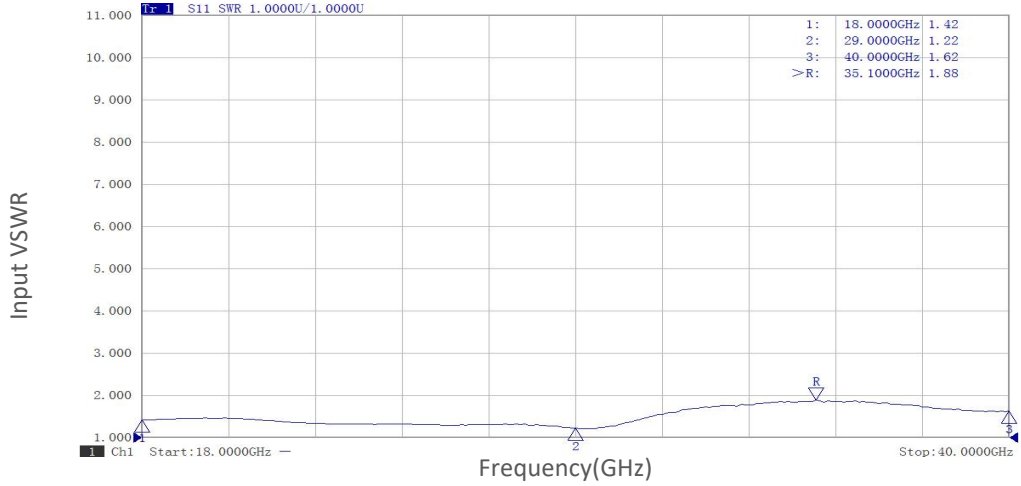
\*Note: For a wider temperature range, please consult the manufacturer.

订货信息 Ordering Information:

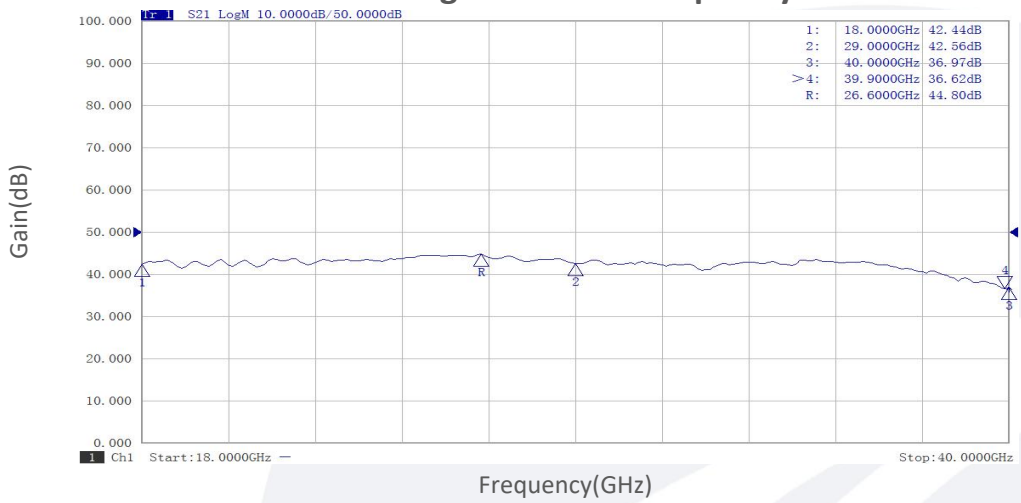
标准型号 Part Number	描述 Description	版本号 Revision
TLPA18G40G-33-33	Power amplifier 18-40GHz, Gain:33dB, Psat:33dBm, +18V DC, Without Heatsink	Rev.1.1
TLPA18G40G-33-33-HS	Power amplifier 18-40GHz, Gain:33dB, Psat:33dBm, +18V DC, With Heatsink	Rev.1.1

典型曲线 Typical Performance Data:

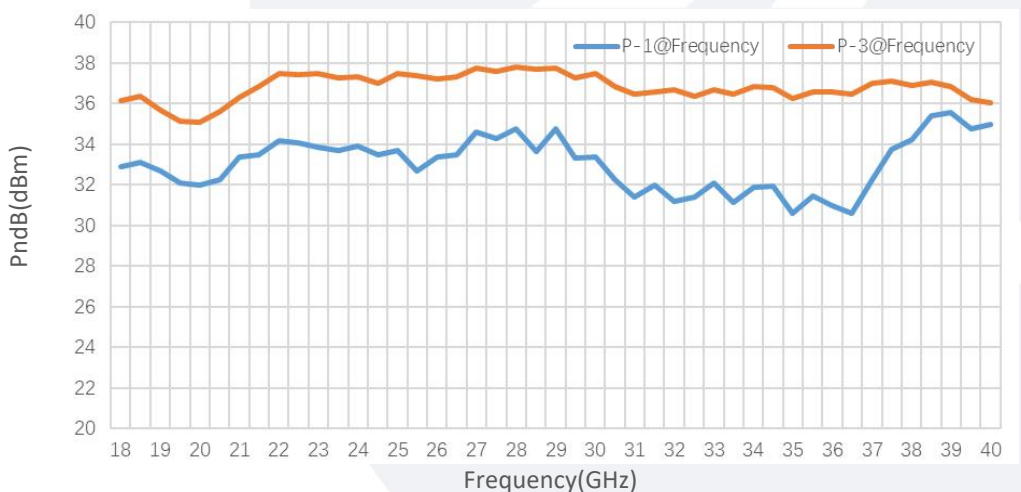
Input VSWR vs Frequency



Small Signal Gain vs Frequency



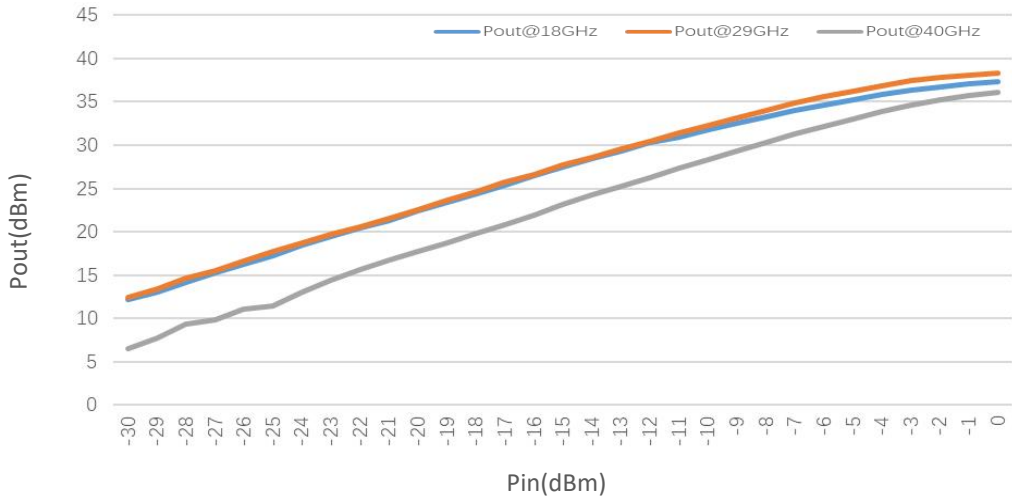
PndB vs Frequency



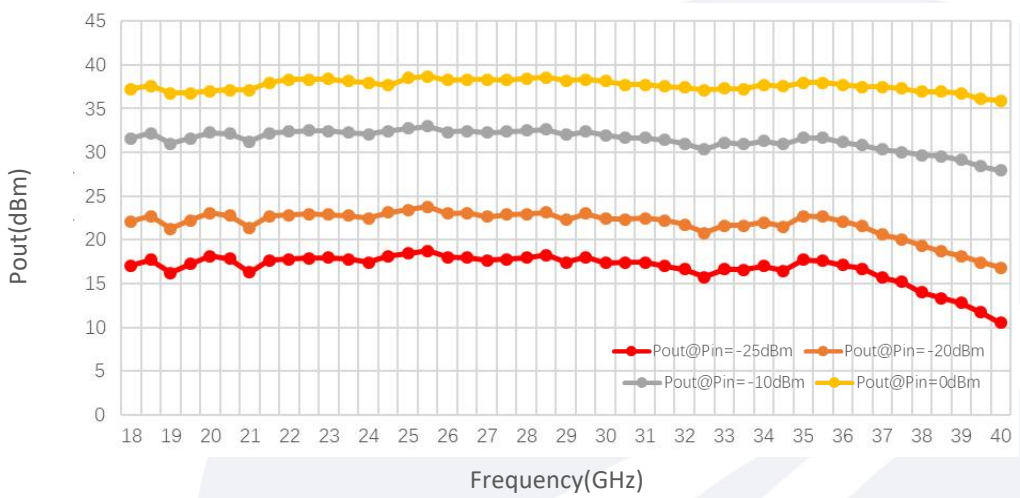
Note: Above data is for ref only, actual data may vary from unit to unit depending on operating environment and other factors like material lots etc.

典型曲线 Typical Performance Data:

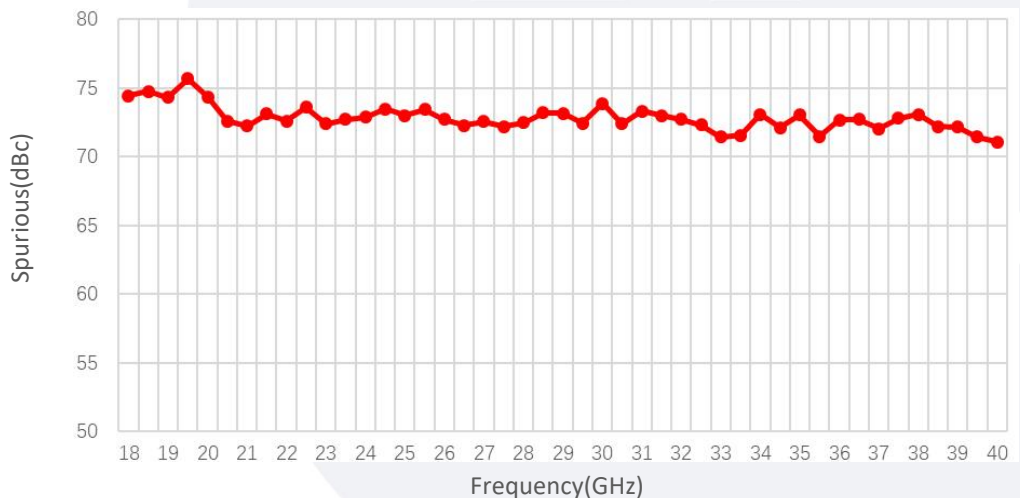
Pout@Pin



Pout@Equal\_Pin



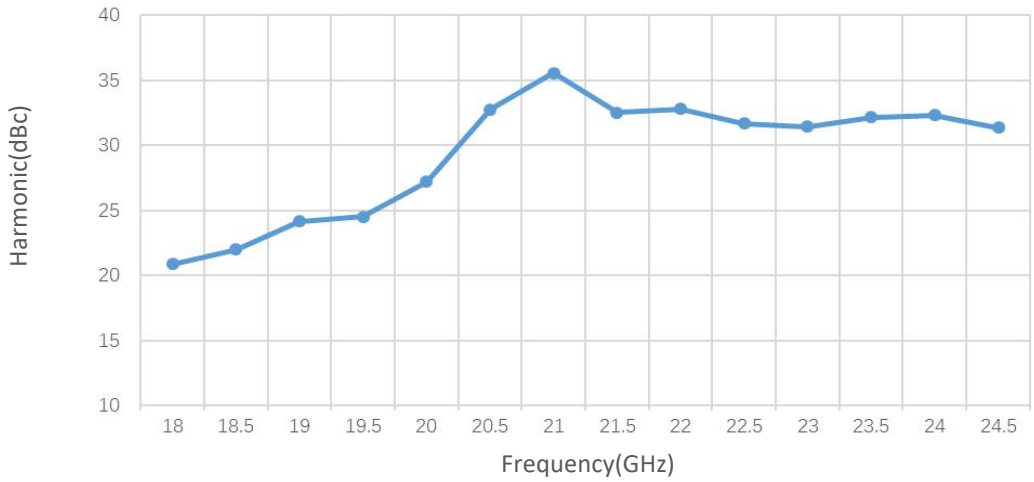
Spurious vs Frequency



Note: Above data is for ref only, actual data may vary from unit to unit depending on operating environment and other factors like material lots etc.

典型曲线 Typical Performance Data:

Harmonic vs Frequency



Note: Above data is for ref only, actual data may vary from unit to unit depending on operating environment and other factors like material lots etc.