

Model: TLPA0.5G6G-43-43-BC
**Solid State High Power Amplifier Systems
 0.5-6GHz, Gain: 43dB, Psat: 43dBm, 220V AC**
Feature:

- Wide Band: 0.5-6GHz
- Gain: 43dB Min
- Psat Output Power: 43dBm Min
- Protection: Over TEM, over voltage, over current, over VSWR protection.
- 50 Ohm Matched Input / Output


电气特性 Electrical Specifications:

参数Parameter	代码Symbo	Min	Typ	Max	单位Units
频率范围 Frequency range	BW	0.5-6			GHz
小信号增益 Small Signal Gain	SSG	43	45		dB
增益平坦度 Gain flatness	Δ GL		± 3.5		dB
饱和输出功率 Output Psat	Psat	43	44		dBm
杂散 Spurious@Pout=43dBm	Spur			-50	dBc
谐波 Harmonics@Pout=43dBm	HAM			-10	dBc
输入驻波 Input VSWR	VSWRin			2.0	:1
交流电压 AC Voltage	Vac	220			V AC
阻抗 Impedance	I/O-IMP	50			Ohms

机械特性 Mechanical Specifications:

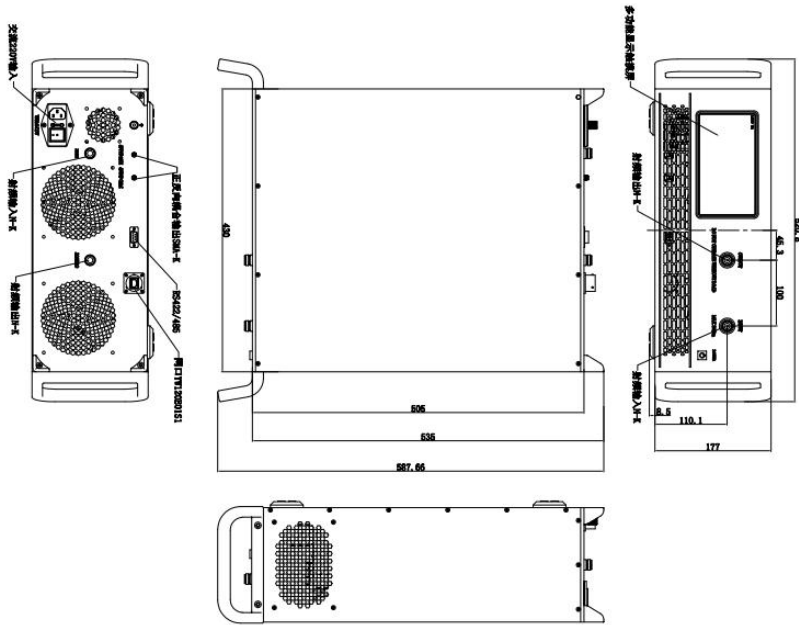
参数 Parameter	指标 Value	单位Units
输入/输出接口 Input/Output Connector	SMA Female/SMA Female	
尺寸 Size	485*430*88	mm
重量 Weight	12.5	kg

绝对最大值 Absolute Maximum Ratings:

参数 Parameter	指标 Value
输入功率 RF Input Power	10 dBm
ESD灵敏度 ESD sensitivity (HBm)	Class 0, passed 150V

外形尺寸 Outline Drawing:

Unit: mm



主要功能 Key Features:



OBSERVE PRECAUTIONS
ELECTROSTATIC SENSITIVE
DEVICES

参数 Parameter	特点 Advantages
远程控制 Remote control	RS422/Ethernet,LCD Screen Display
内置保护功能 Protection functions	1,Over TEM 2,Over voltage 3,Over current protection 4,Over VSWR
控制功能 Control functions	1,Power setting On/Off 2,ALC
冷却系统 Cooling system	Built in Cooling system,forced air cooling

温度环境 Environmental Conditions:

参数 Parameter	Min	Typ	Max	单位 Units
操作温度 Operating Temperature*	-20		+50	°C
存储温度 Non-operating Temperature*	-30		+60	°C
相对湿度 Relative humidity		95		%
海拔 Altitude	10000			feet
震动 Shock / Vibration(MIL-STD- 810F)	25g rms (15 degree 2KHz) endurance, 1 hour per axis			
冲击 Shock(non operating)	20G for 11msc half sin wave,3 axis both directions			

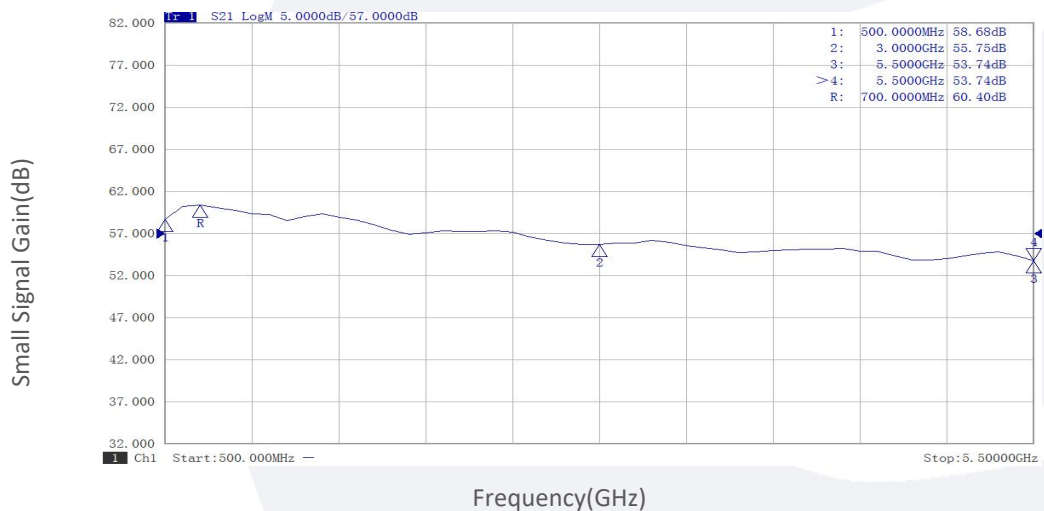
*Note: For a wider temperature range, please consult the manufacturer.

订货信息 Ordering Information:

标准型号 Part Number	描述 Description	版本号 Revision
TLPA0.5G6G-43-43-BC	Solid State High Power Amplifier Systems 0.5-6GHz,Gain:43dB,Psat:43dBm,220V AC,Built in Fan Cooling	Rev.1.0

典型曲线 Typical Performance Data:

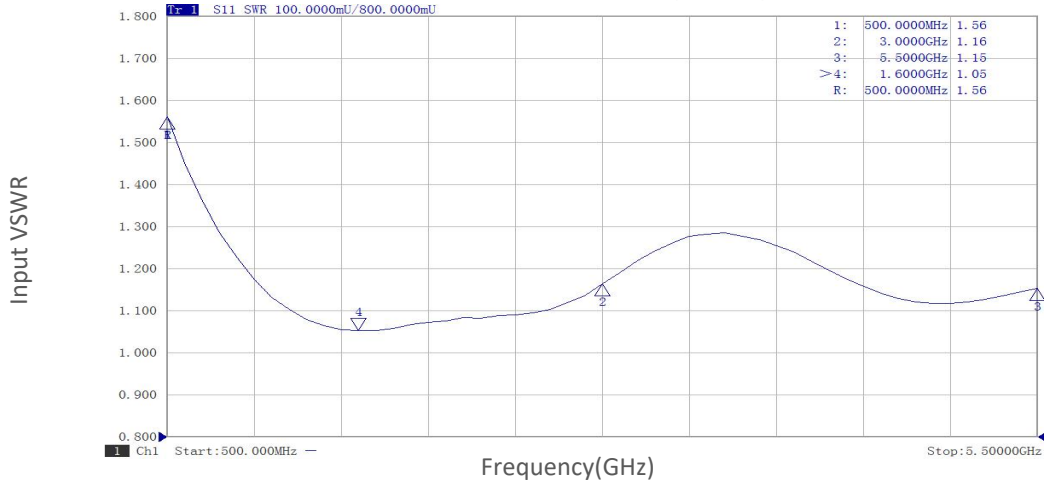
Small Signal Gain vs Frequency



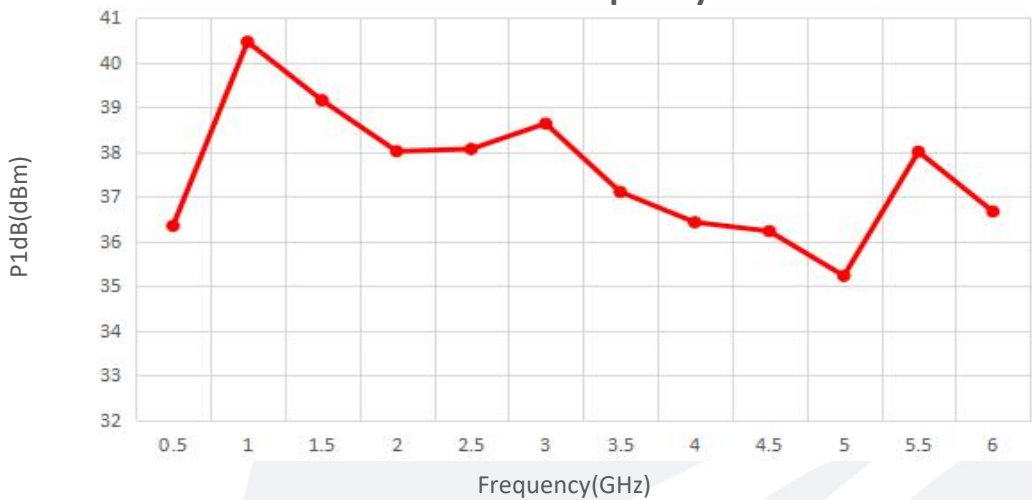
Note: Above data is for ref only, actual data may vary from unit to unit depending on operating environment and other factors like material lots etc.

典型曲线 Typical Performance Data:

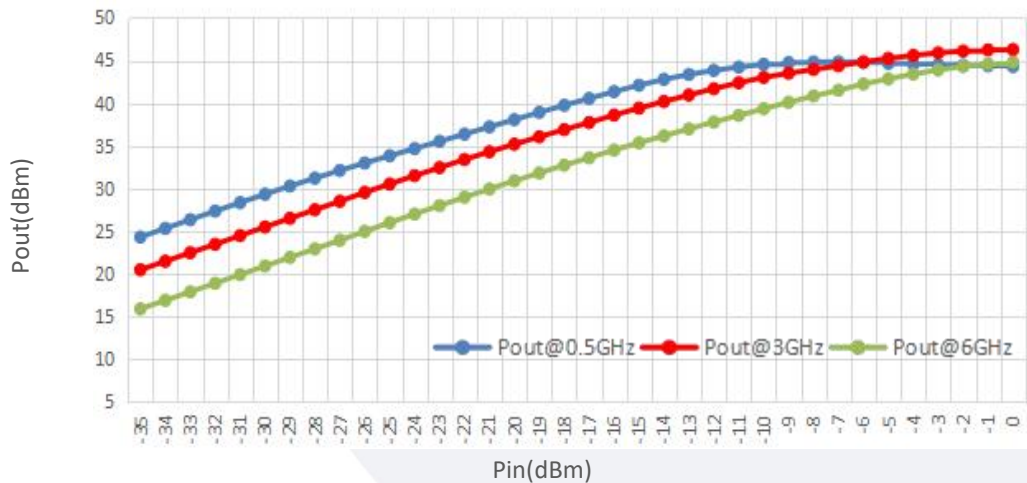
Input VSWR vs Frequency



P1dB vs Frequency



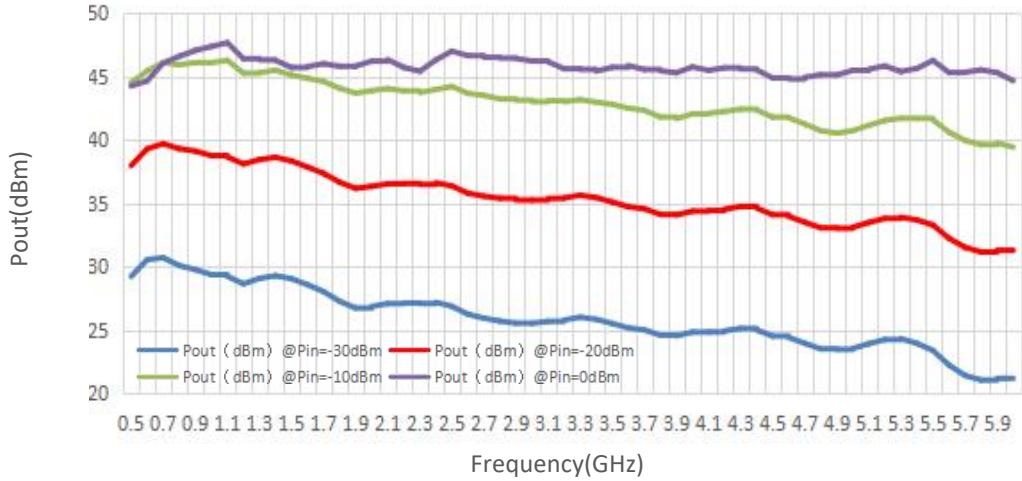
Pout@Pin



Note: Above data is for ref only, actual data may vary from unit to unit depending on operating environment and other factors like material lots etc.

典型曲线 Typical Performance Data:

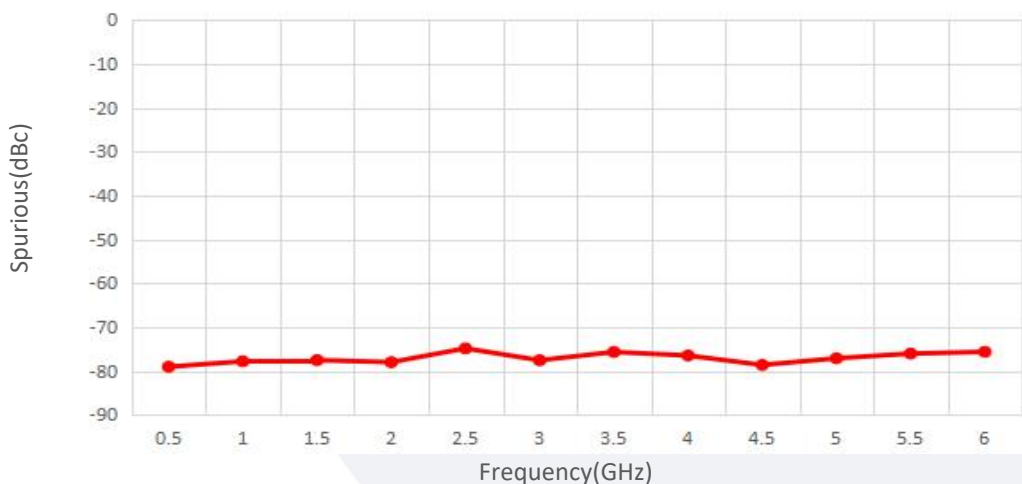
Pout@Equal_Pin



Harmonics vs Frequency



Spurious vs Frequency



Note: Above data is for ref only, actual data may vary from unit to unit depending on operating environment and other factors like material lots etc.