

Model:TLPA6G18G-43-43-HS-T
Power Amplifier
6-18GHz,Gain:50dB,Psat:43dBm
Feature:

- Ultra Wide Band: 6-18GHz
- Gain:50dB Min
- Psat Output Power: 43dBm Min
- Protection:Over TEM,over voltage, over current protection.
- 50 Ohm Matched Input / Output

电气特性 Electrical Specifications:

参数Parameter	Min	Typ	Max	单位Units
频率范围 Frequency range	6-18			GHz
功率增益 Power Gain	50			dB
增益平坦度 Gain Flatness@Full band		±4		dB
饱和输出功率 Output Psat	43			dBm
杂散 Spurious@Pout=43dBm			-60	dBc
谐波 Harmonics@Pout=43dBm			-10	dBc
输入驻波 Input VSWR			2	:1
直流电压 DC Voltage		+28		V DC
功耗 Power Consumption			350	W
阻抗 Impedance	50			Ohms

机械特性 Mechanical Specifications:

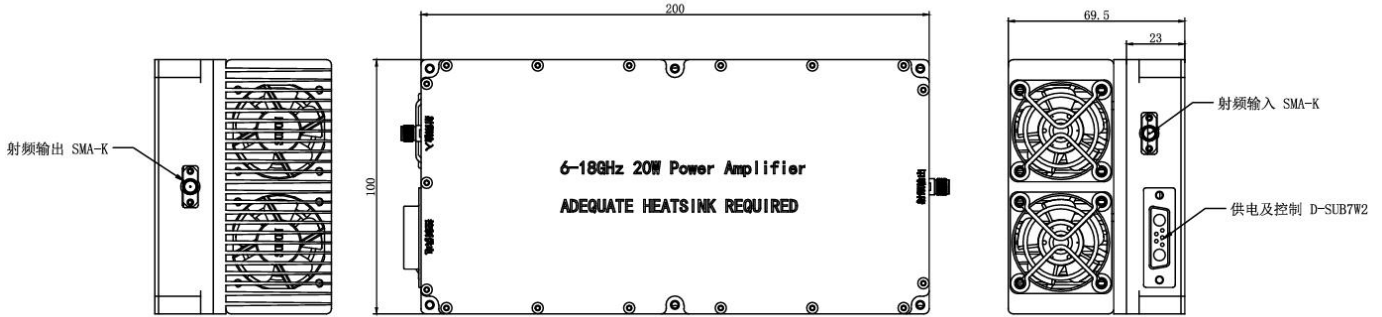
参数Parameter	指标 Value	单位Units
输入输出接口 Input /Output Connector	SMA Female/SMA Female	
直流偏置 DC Bias	D-SUB7W2	A1+28V;A2: GND Pin1:TTL;Pin2~5:NC
尺寸 Size	200*100*69.5	mm
重量 Weight	≤3.5	Kg

绝对最大值 Absolute Maximum Ratings:

参数Parameter	指标 Value
供电偏置电压 Supply Bias Voltage	+30V
输入功率 RF Input Power	10 dBm
ESD灵敏度 ESD sensitivity (HBm)	Class 0, passed 150V

外形尺寸 Outline Drawing:

Unit: mm



*****Heat Sink Required During Operation**



OBSERVE PRECAUTIONS
ELECTROSTATIC SENSITIVE
DEVICES

温度环境 Environmental Conditions:

参数Parameter	Min	Typ	Max	单位Units
操作温度 Operating Temperature	-40		+70	°C
存储温度 Non-operating Temperature	-50		+80	°C
相对湿度 Relative humidity		95		%
海拔 Altitude	10,000			feet
震动 Shock / Vibration(MIL-STD-810F)	20g,11ms,saw-tooth			
冲击 Shock(non operating)	20G for 11msc half sin wave,3 axis both directions			

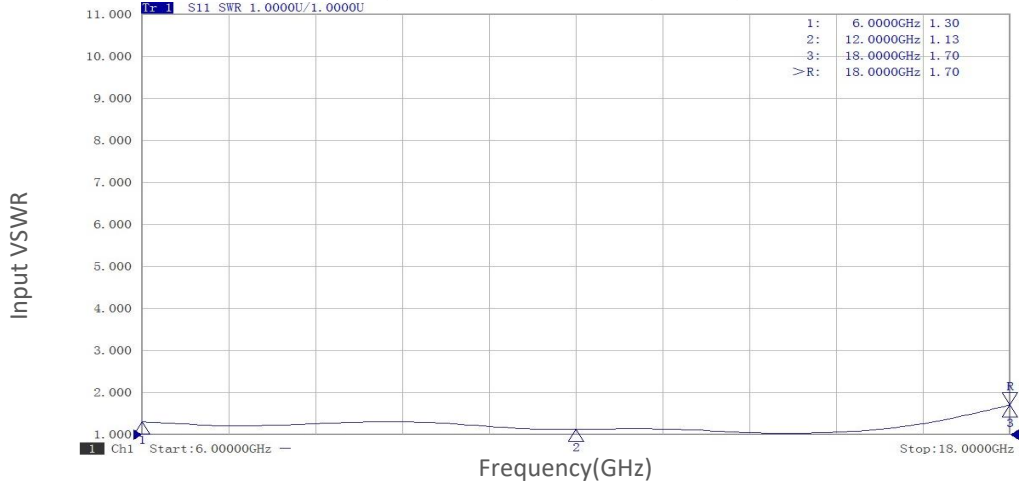
*Note: For a wider temperature range, please consult the manufacturer.

订货信息 Ordering Information:

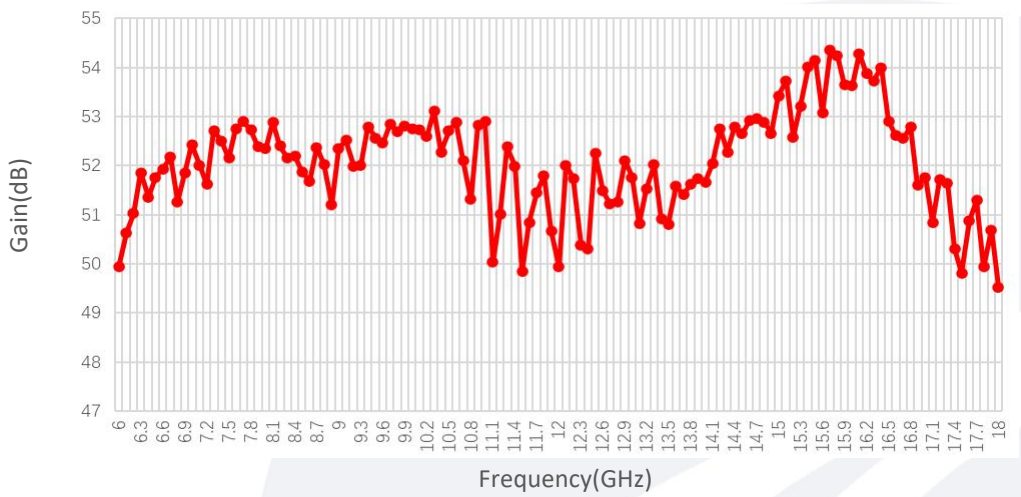
标准型号 Part Number	描述 Description	版本号Revision
TLPA6G18G-43-43-HS-T	Power amplifier 6-18GHz, Gain:50dB, Psat:43dBm, +28V DC, With Heatsink, Operating Temperature -40~+70°C	Rev.1.1

典型曲线 Typical Performance Data:

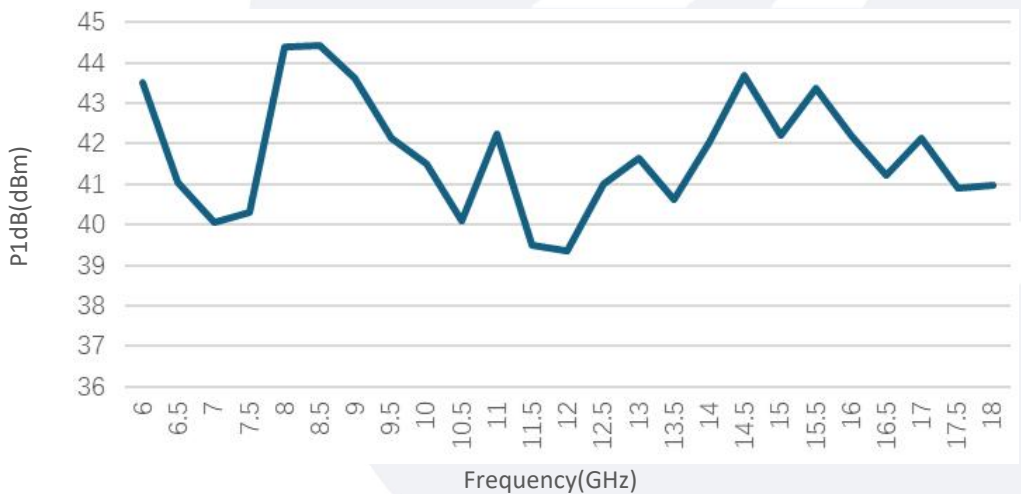
Input VSWR vs Frequency



Small Signal Gain vs Frequency



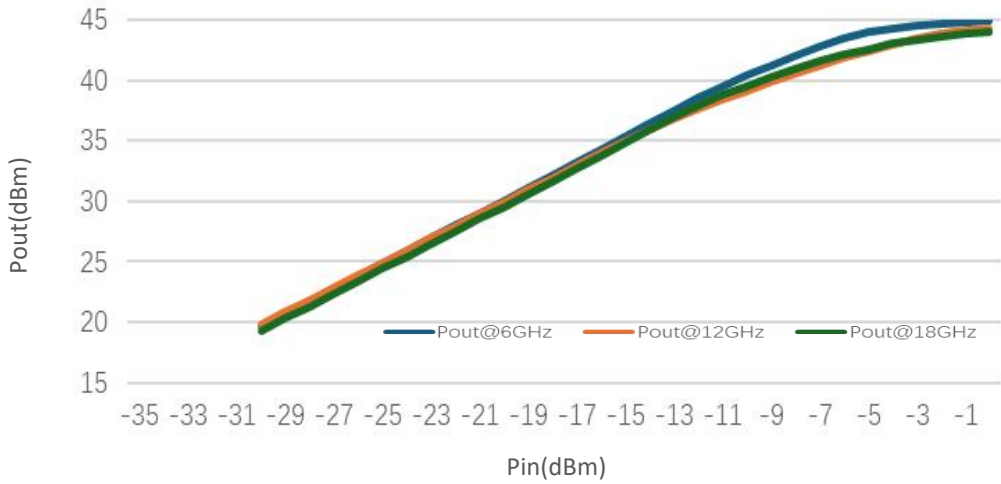
P1dB vs Frequency



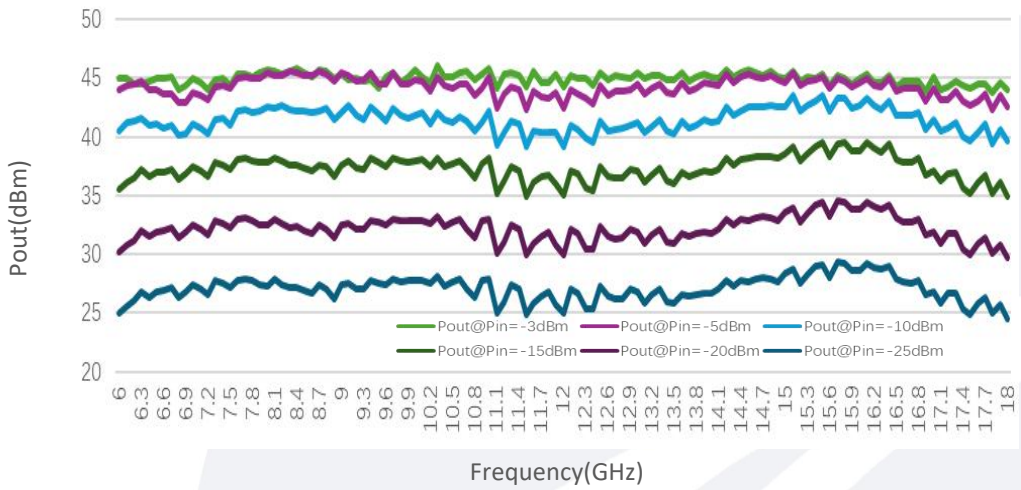
Note: Above data is for ref only, actual data may vary from unit to unit depending on operating environment and other factors like material lots etc.

典型曲线 Typical Performance Data:

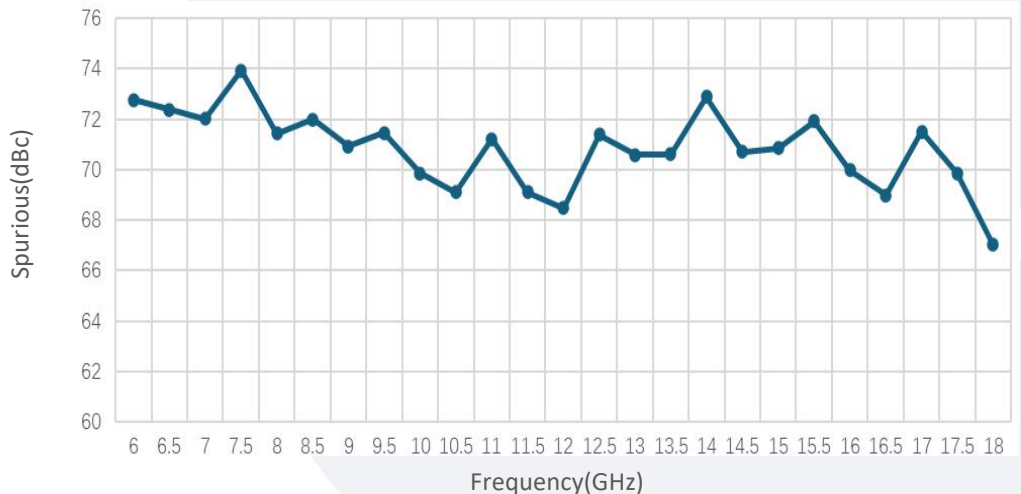
Pout@Pin



Pout@Equal_Pin

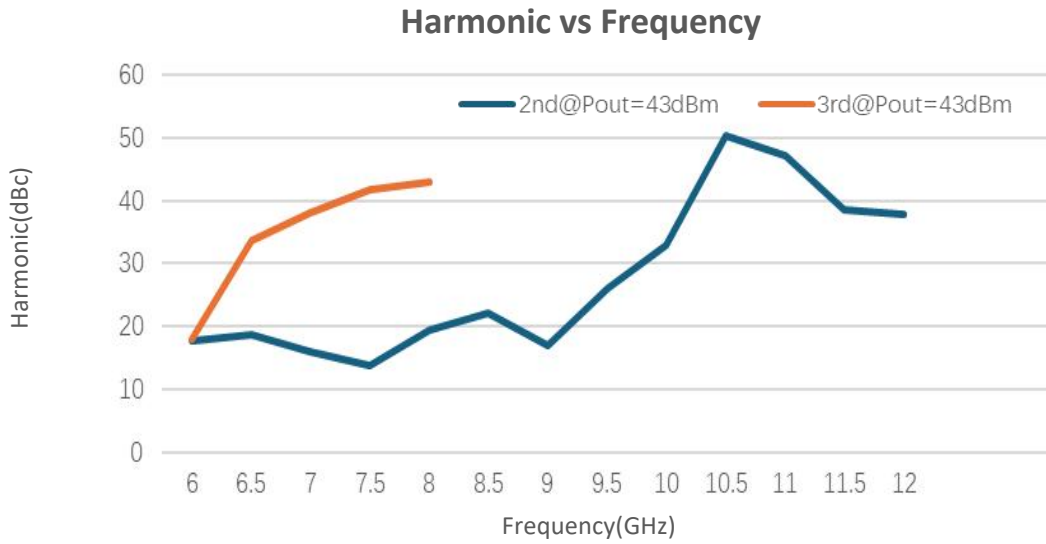


Spurious vs Frequency



Note: Above data is for ref only, actual data may vary from unit to unit depending on operating environment and other factors like material lots etc.

典型曲线 Typical Performance Data:



Note: Above data is for ref only, actual data may vary from unit to unit depending on operating environment and other factors like material lots etc.