

# 1P3T , Terminated , Coaxial Switches

R13-SL12T18-DTI, Coaxial Switches, 1P3T, SMA, Latching, 12VDC, TTL, DC to 18 GHz, DSUB-25, Terminated, Electronic Type Indicator

R13-SL24T18-DTI, Coaxial Switches, 1P3T, SMA, Latching, 24VDC, TTL, DC to 18 GHz, DSUB-25, Terminated, Electronic Type Indicator

R13-SL28T18-DTI, Coaxial Switches, 1P3T, SMA, Latching, 28VDC, TTL, DC to 18 GHz, DSUB-25, Terminated, Electronic Type Indicator

## 电气参数 Electrical Characteristics:

参数 Parameter	条件 Condition
频率范围 Frequency range	DC-18 GHz
阻抗 Impedance	50 Ω
开关模式 Operation mode	Latching
开关顺序 Switch sequence	Break before make
切换时间 Switching time	15 ms max
机械寿命 Mechanical life	1 million min
TTL input	0-0.8 V(OFF), 2.4-5 V(ON)
负载功率 Termination power CW	0.5W
额定电压 Rated voltage	12 24 28 VDC
工作电流 Operating current at 23 °C	350 180 160 mA
指示灯额定值 Indicator rating	Electronic Type Indicator Max withstand voltage: 60VDC Max current capacity: 100mA Max "ON" resistance: 16Ω Note: VDCi and COM- must be connected to operate.



## 射频特性 RF Specifications:

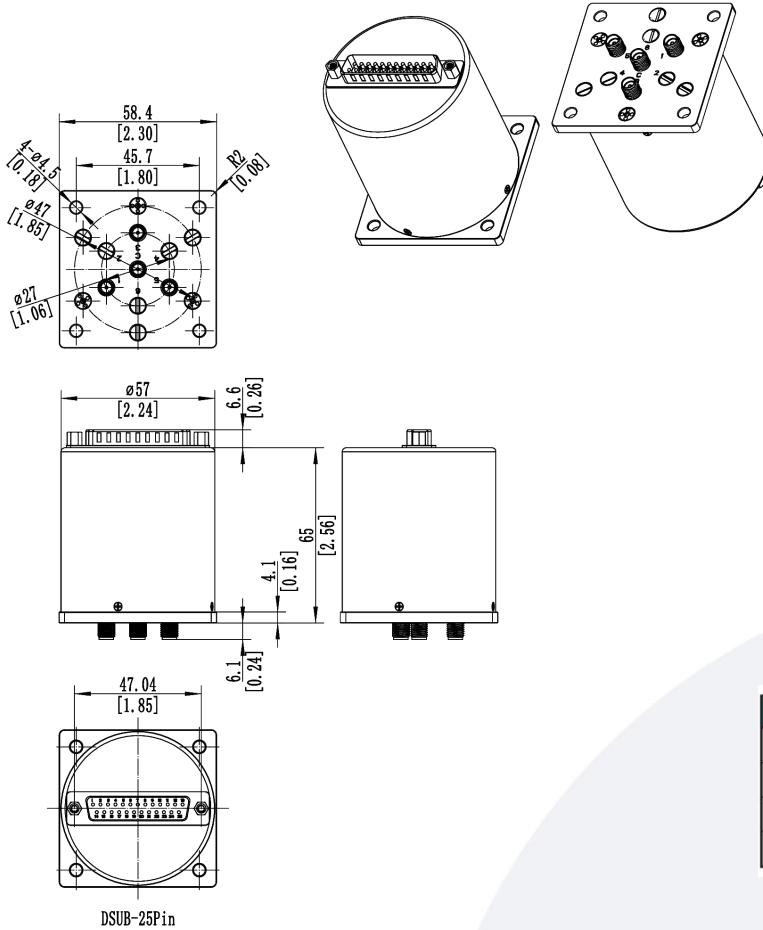
频率范围 FREQUENCY RANGE(GHz)	DC-6	6-12	12-18
插入损耗 INSERTION LOSS (MAX) dB	0.3	0.4	0.5
隔离度 ISOLATION (MIN) dB	80	70	60
电压驻波比 V.S.W.R. (MAX)	1.3:1	1.4:1	1.5:1

## 环境和物理特性 Environmental And Physical Characteristics:

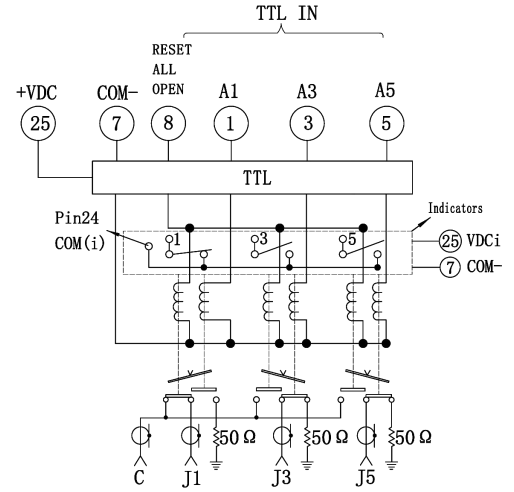
参数 Parameter	条件 Condition
工作温度范围 Operating temperature range	-25°C to +65°C(Standard ) -55°C to +85°C(Optional)
振动 Sine vibration(Operating)	20-2000Hz , 10G RMS
冲击 Shocks(Non Operating)	50g / 11msec, ½ sine
射频接口 RF Connector type	SMA Female
控制接口 Control connector	D-SUB 25Pin male
重量 Weight	240g Max
外壳颜色 Housing Color	浅蓝色 Light Blue

备注: 如果客户需要其他外壳颜色, 请联系业务备注

**外形尺寸 Outline Drawing:** Unit: mm



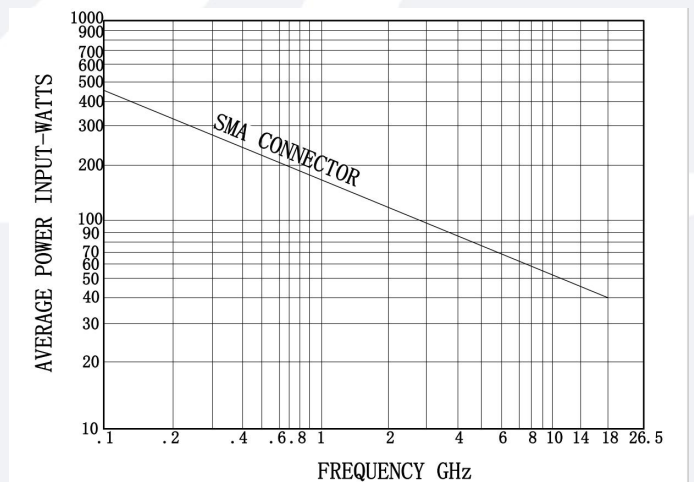
**原理图 Schematic:**



备注\*: 指示灯电路IC参数:


Parameter	Rating	Units
Blocking Voltage	60	V <sub>P</sub>
Load Current	100	mA <sub>rms</sub> / mA <sub>DC</sub>
On-Resistance (max)	16	Ω
LED Current to operate	1	mA

**功率曲线图 Average power:**



This graph is based on the following conditions:

- Ambient temperature: + 25 °C
- Sea level
- V.S.W.R.: 1 and cold switching

**引脚定义 Pin Definition:**


25 PIN D-SUB		RF Connect Used
Pin NO.	Function	SP3T
1	A1 (TTL IN)	1
2	UNUSED	
3	A3 (TTL IN)	3
4	UNUSED	
5	A5 (TTL IN)	5
6	UNUSED	
7	COM-	电源接地端
8	A(TTL IN), RESET ALL OPEN	复位端子
18	1(IND.)	J1-COM
19	UNUSED	
20	3(IND.)	J3-COM
21	UNUSED	
22	5(IND.)	J5-COM
23	UNUSED	
24	COMi(IND.)(V+)	典型应用: 接+3VDC(指示灯输入电压) (没有串联外接电阻时, 16Ω内阻) 见备注*
25	+VDC/VDCi	电源额定电压
9-17	UNUSED	

**标准型号 Part Number:**

标准型号 Part Number	额定电压 Rated Voltage	可选项 Option
1P3T		
R13-SL12T18-DTI	12VDC	-S
R13-SL24T18-DTI	24VDC	例如:R13-SL12T18-DTIS
R13-SL28T18-DTI	28VDC	(备注, S型号满足IP65)

**典型曲线 Typical Performance Data:**

