

SPDT , Terminated , Coaxial Switches

R12-KF12T40-TI , Coaxial Switches , SPDT , 2.92mm , Failsafe , 12VDC , TTL , DC to 40GHz , Solder Pin , Terminated , Electronic Type Indicator

R12-KF24T40-TI , Coaxial Switches , SPDT , 2.92mm , Failsafe , 24VDC , TTL , DC to 40GHz , Solder Pin , Terminated , Electronic Type Indicator

R12-KF28T40-TI , Coaxial Switches , SPDT , 2.92mm , Failsafe , 28VDC , TTL , DC to 40GHz , Solder Pin , Terminated , Electronic Type Indicator

电气参数 Electrical Characteristics:

参数Parameter	条件Condition
频率范围 Frequency range	DC-40GHz
阻抗 Impedance	50 Ω
开关模式 Operation mode	Failsafe
开关顺序 Switch sequence	Break before make
切换时间 Switching time	15 ms max
机械寿命 Mechanical life	1 million min
负载功率 Termination power CW	0.5W
TTL input	0-0.8 V(OFF), 2.4-5 V(ON)
额定电压 Rated voltage	12 24 28 VDC
工作电流 Operating current at 23 °C	380 200 170 mA
指示灯额定值 Indicator rating	Electronic Type Indicator Max withstand voltage: 60VDC Max current capacity: 100mA Max "ON" resistance: 16Ω Note: VDCi and COM- must be connected to operate.



射频特性 RF Specifications:

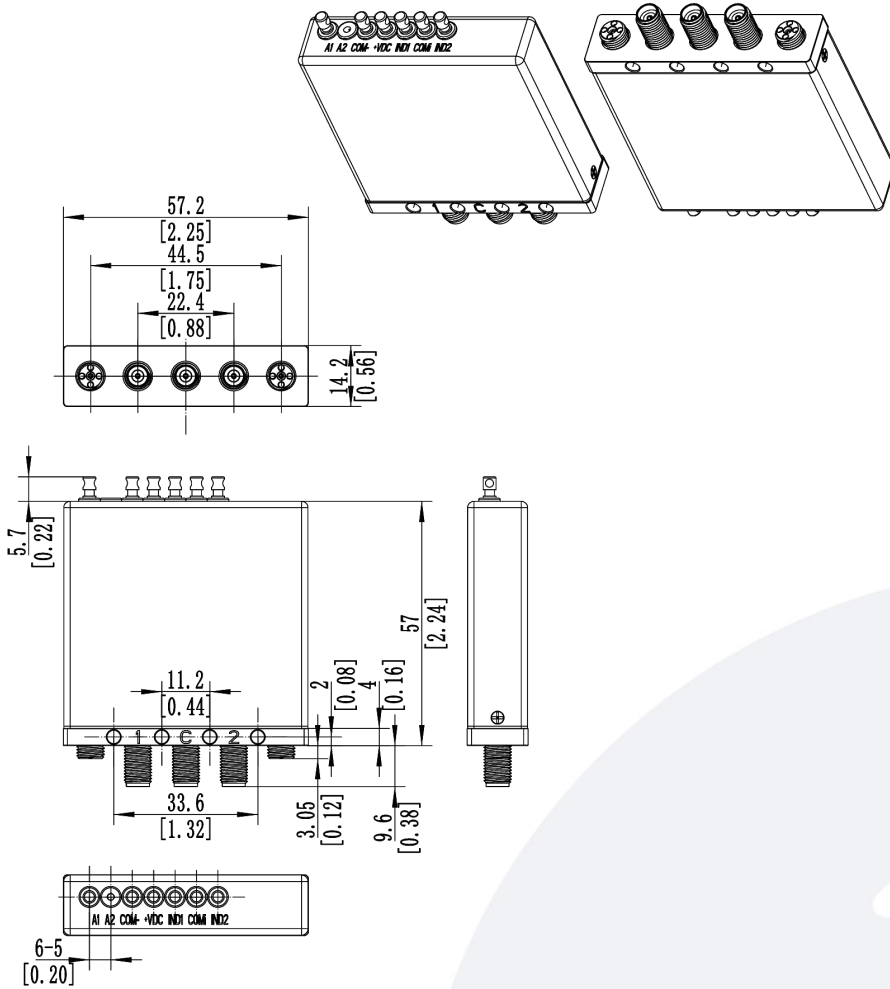
频率范围 FREQUENCY RANGE(GHz)	DC-6	6-12	12-18	18-26.5	26.5-32	32-40
插入损耗 INSERTION LOSS (MAX) dB	0.2	0.25	0.4	0.7	0.8	1.0
隔离度 ISOLATION (MIN) dB	70	70	60	55	50	50
电压驻波比 V.S.W.R. (MAX)	1.2:1	1.3:1	1.4:1	1.7:1	1.9:1	2.0:1

环境和物理特性 Environmental And Physical Characteristics:

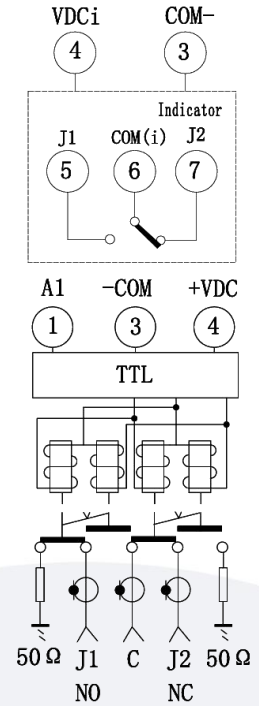
参数Parameter	条件 Condition
工作温度范围 Operating temperature range	-25°C to +65°C(Standard) -55°C to +85°C(Optional)
振动 Sine vibration(Operating)	20-2000Hz , 10g
冲击 Shocks(Non Operating)	50g / 11ms, ½ sine
射频接口 RF Connector type	2.92mm Female
控制接口 Control connector	Solder Pin
重量 Weight	88g Max
外壳颜色 Housing Color	浅蓝色 Light Blue

备注：如果客户需要其他外壳颜色，请联系业务备注

外形尺寸 Outline Drawing: Unit: mm



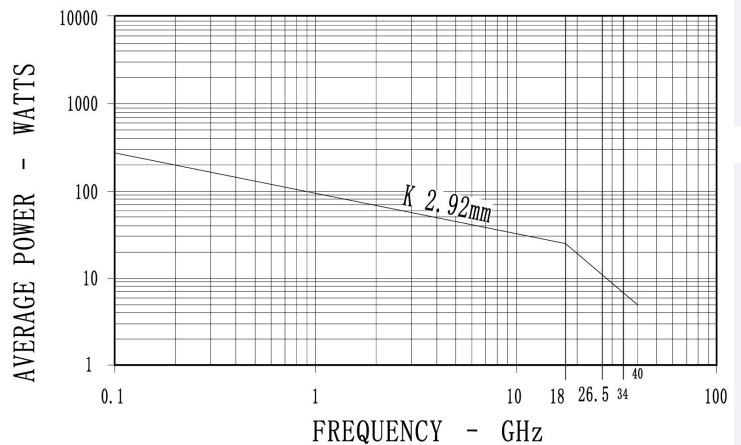
原理图 Schematic:



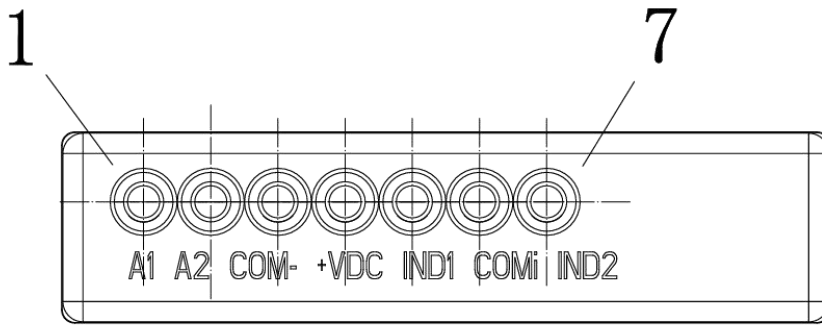
功率曲线图 Average power:

This graph is based on the following conditions:

- Ambient temperature: + 25 °C
- Sea level
- V.S.W.R.: 1 and cold switching



针脚定义 Pin Definition:



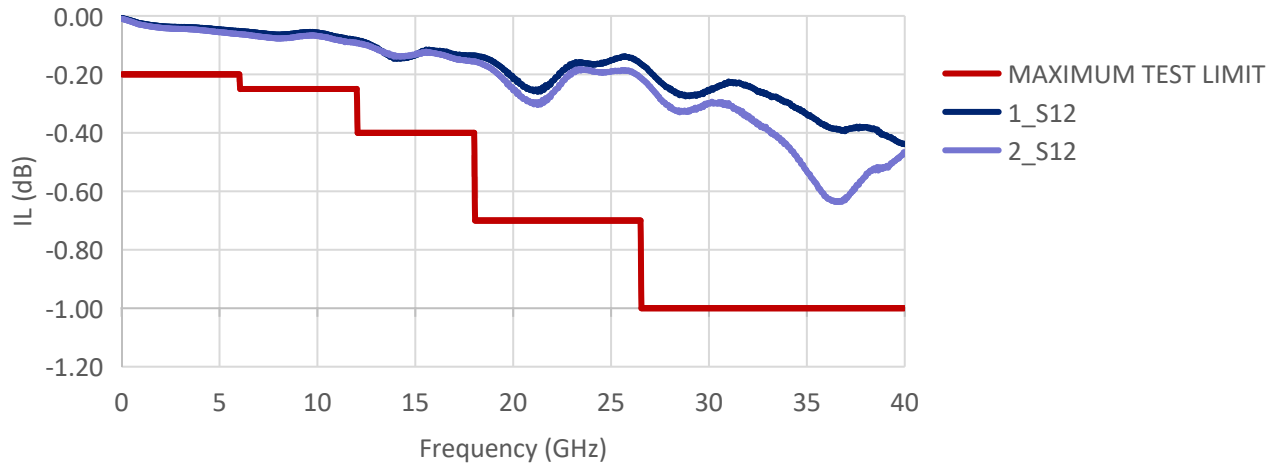
Solder Pin		RF Connect Used
Pin NO.	Function	SPDT
1	A1(TTL IN)	NO:J1-COM
	0	NC:J2-COM
2	UNUSED	
3	COM-	
4	+VDC/VDCi	
5	1(IND.)	NO:J1-COM
6	COMi(IND.)(V+)	
7	2(IND.)	NC:J2-COM

标准型号 Part Number:

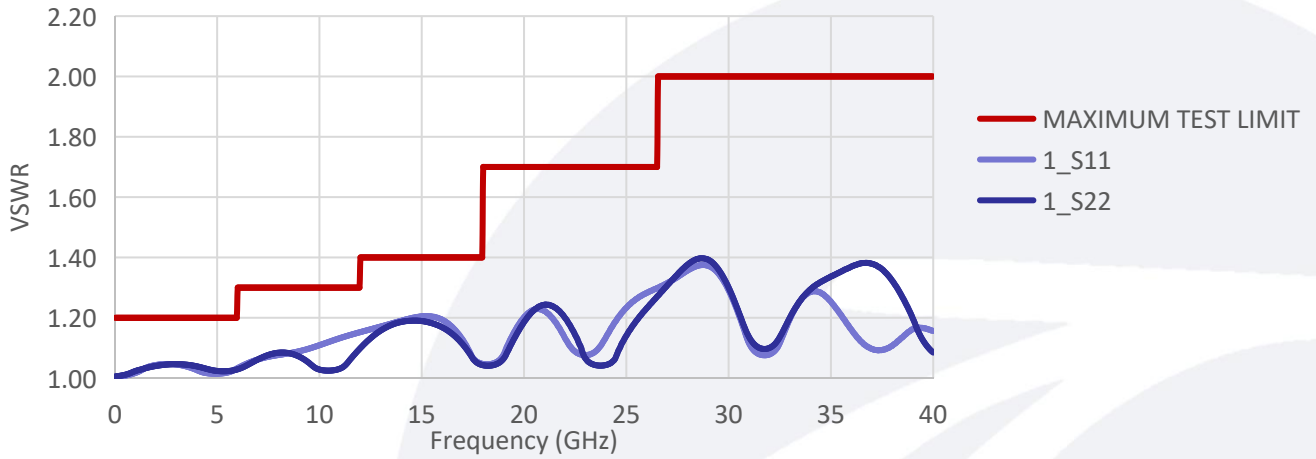
标准型号 Part Number	额定电压 Rated Voltage	可选项 Option
SPDT		
R12-KF12T40-TI	12VDC	-S (S型号满足IP65) 例如: R12-KF12T40-TIS
R12-KF24T40-TI	24VDC	
R12-KF28T40-TI	28VDC	

典型曲线 Typical Performance Data:

INSERTION LOSS



VSWR



ISOLATION

