

Flexible Ultra Low Loss Coax Cable Assembly

A40/2.92W Male / 2.92W Male/DC-40 GHz

Model: A40-2.92WM2.92WM-L



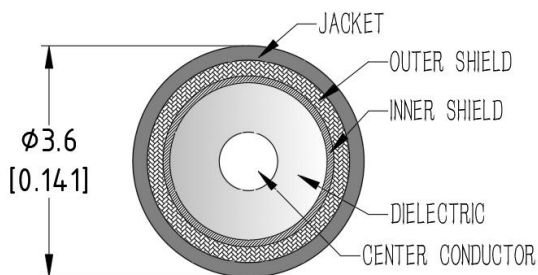
Features:

- Max Frequency 40 GHz
- VSWR max of 1.30
- Velocity of Propagation of 82%

Applications:

- Test & Measurement equipment
- Manufacturing lab
- WAN system equipment

Cable Cross Section:



Electrical Characteristics:

Parameter	Min	Typ	Max	Units
Frequency Range	DC		40	GHz
VSWR		1.25	1.3	:1
Velocity of propagation		82%		
Shielding Effectiveness	90			dB
Capacitance			81	pF/m
Phase Stability Vs. Flexure@40GHz		±5		°
Amplitude Stability Vs. Flexure@40GHz		±0.08		dB
Phase Stability Vs. Temperature			550	PPM

Environmental And Physical Characteristics:

Description	Parameter	Units
Cable Diameter	3.6	mm
Cable Jacket	FEP	
Min. Bending Radius	18	mm
Typical Flex life	50000	
Operating Temperature	-55 to +125	°C
Storage Temperature	-55 to +165	°C

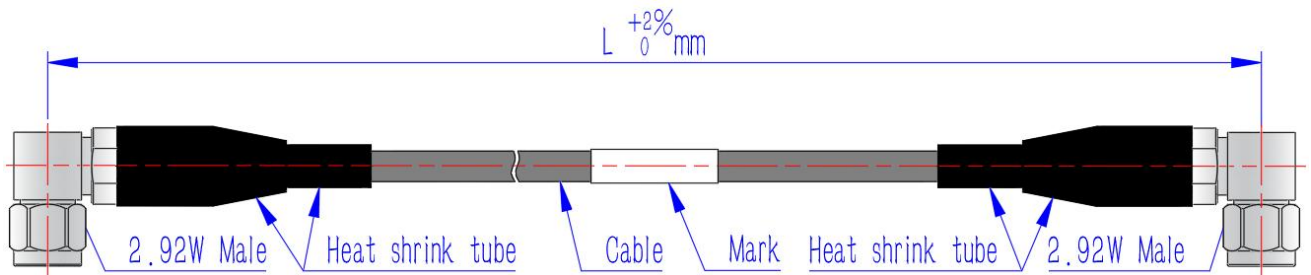
Cable Performance By Frequency

Frequency	2 GHz	4 GHz	6 GHz	8 GHz	10 GHz	12 GHz	16 GHz	18 GHz	26.5 GHz	40GHz
Insertion Loss (dB/m Max.)	0.53	0.76	0.94	1.09	1.22	1.35	1.57	1.67	2.05	2.56
RF Power CW (W Max.)	359	255	204	176	157	142	122	115	94	75

Connectors:

Description	Connector 1	Connector 2
Type	2.92mm Right Angle Male	2.92mm Right Angle Male
Contact Material And Plating	Beryllium Copper,Gold	Beryllium Copper,Gold
Dielectric Type	PEI	PEI
Body Material And Plating	Passivated Stainless Steel	Passivated Stainless Steel
Insertion Loss (dB Max)	$0.07 * \sqrt{f_{GHz}}$	$0.07 * \sqrt{f_{GHz}}$

Outline Drawing:



Ordering Information:

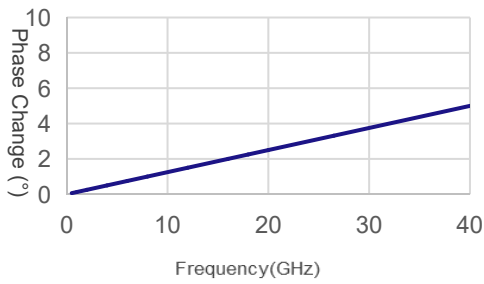
Base Number	Lenth	Armour (optional)	Phase/delay Matched (optional)
A40- 2.92WM2.92W M	-L	-A(Black nylon woven armor)	
		-AP(PUR water proof armor)	-XXPS($\leq \pm XX$ PS)
		-AS(Stainless steel armor)	-XX°($\pm XX^\circ$)
		-AT(Transparent armor)	

Typical Performance Data:

Model:A40-2.92WM2.92WM-1m

Frequency	2 GHz		6 GHz		12 GHz		18 GHz		26.5 GHz		40GHz	
	Typ	Max	Typ	Max	Typ	Max	Typ	Max	Typ	Max	Typ	Max
Insertion Loss	0.60	0.67	1.06	1.18	1.52	1.69	1.88	2.09	2.09	2.35	2.60	2.87
VSWR	1.05	1.1	1.08	1.15	1.1	1.2	1.2	1.25	1.2	1.25	1.25	1.3

A40
Phase VS Flexure



A40-2.92WM2.92WM-1m
INSERTION LOSS

