

DPDT Coaxial Switches

R22-SF12T18-DI, Coaxial Switches, DPDT, SMA, Failsafe, 12VDC, TTL, DC to 18 GHz, DSUB-9, Electronic Type Indicator

R22-SF24T18-DI, Coaxial Switches, DPDT, SMA, Failsafe, 24VDC, TTL, DC to 18 GHz, DSUB-9, Electronic Type Indicator

R22-SF28T18-DI, Coaxial Switches, DPDT, SMA, Failsafe, 28VDC, TTL, DC to 18 GHz, DSUB-9, Electronic Type Indicator

电气参数 Electrical Characteristics:

参数Parameter	条件Condition
频率范围 Frequency range	DC-18 GHz
阻抗 Impedance	50 Ω
开关模式 Operation mode	Failsafe
开关顺序 Switch sequence	Break before make
切换时间 Switching time	15 ms max
机械寿命 Mechanical life	2 million min
TTL input	0-0.8 V(OFF), 2.4-5 V(ON)
额定电压 Rated voltage	12 24 28 VDC
工作电流 Operating current at 23 °C	380 200 180 mA
指示灯额定值 Indicator rating	Electronic Type Indicator Max withstand voltage: 60VDC Max current capacity: 100mA Max "ON" resistance: 16Ω Note: VDCi and COM- must be connected to operate.



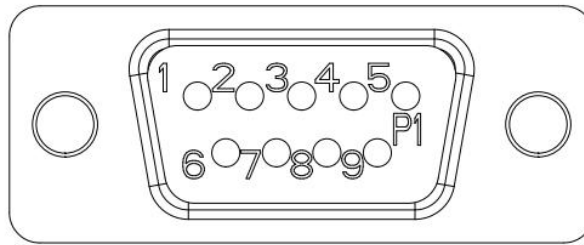
射频特性 RF Specifications:

频率范围 FREQUENCY RANGE(GHz)	DC-6	6-12	12-18
插入损耗 INSERTION LOSS (MAX) dB	0.2	0.25	0.4
隔离度 ISOLATION (MIN) dB	70	70	60
电压驻波比 V.S.W.R. (MAX)	1.3:1	1.4:1	1.5:1

环境和物理特性 Environmental And Physical Characteristics:

参数Parameter	条件 Condition
工作温度范围 Operating temperature range	-25°C to +65°C(Standard) -55°C to +85°C(Optional)
振动 Sine vibration(Operating)	20-2000Hz , 10g
冲击 Shocks(Non Operating)	50g / 11ms, ½ sine
射频接口 RF Connector type	SMA Female
控制接口 Control connector	D-SUB 9 Pin Male
重量 Weight	120g Max

针脚定义 Pin Definition:



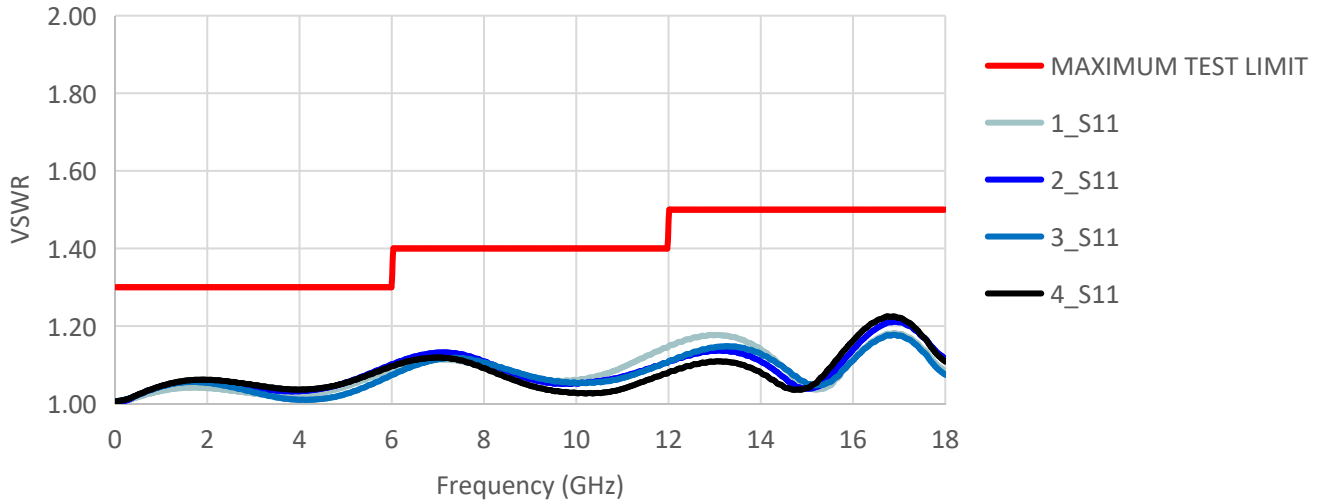
9 PIN D-SUB		RF Connect Used
Pin NO.	Function	DPDT
1	A1(TTL IN)	NO:J1-J2,J3-J4
	0	NC:J1-J3,J2-J4
2	UNUSED	
3	COM-	
4	UNUSED	
5	1(IND.)	NC:J1-J3,J2-J4
6	2(IND.)	NO:J1-J2,J3-J4
7	COMi(IND)(V+)	
8	UNUSED	
9	+VDC/VDCi	

标准型号 Part Number:

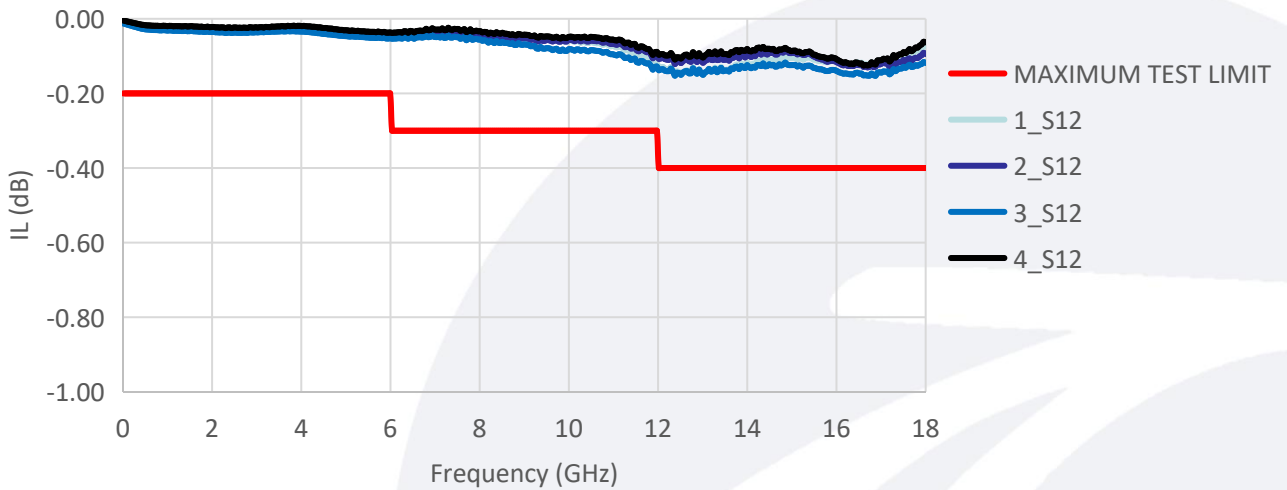
标准型号 Part Number	驱动电压 Actuator voltage	可选项 Option
DPDT		
R22-SF12T18-DI	12VDC	-S
R22-SF24T18-DI	24VDC	例如:R22-SF12T18-DIS
R22-SF28T18-DI	28VDC	(备注, S型号满足IP65)

典型曲线 Typical Performance Data:

VSWR



INSERTION LOSS



ISOLATION

