

SPDT Coaxial Switches

R12-SF12018-D, Coaxial Switches, SPDT, SMA, Failsafe, 12VDC, DC to 18GHz, DSUB-9

R12-SF24018-D, Coaxial Switches, SPDT, SMA, Failsafe, 24VDC, DC to 18GHz, DSUB-9

R12-SF28018-D, Coaxial Switches, SPDT, SMA, Failsafe, 28VDC, DC to 18GHz, DSUB-9

电气参数 Electrical Characteristics:

参数Parameter	条件Condition
频率范围 Frequency range	DC-18GHz
阻抗 Impedance	50 Ω
开关模式 Operation mode	Failsafe
开关顺序 Switch sequence	Break before make
切换时间 Switching time	15 ms max
机械寿命 Mechanical life	5 million min
额定电压 Rated voltage	12 24 28 VDC
工作电流 Operating current at 23 °C	190 98 83 mA



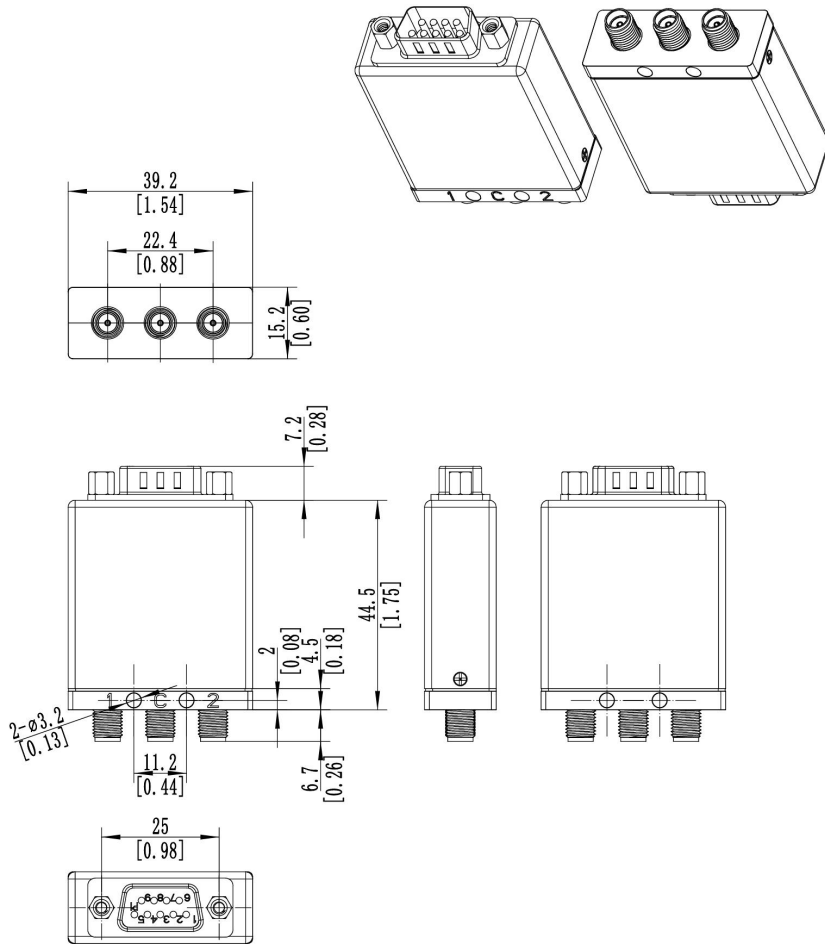
射频特性 RF Specifications:

频率范围 FREQUENCY RANGE(GHz)	DC-6	6-12	12-18
插入损耗 INSERTION LOSS (MAX) dB	0.2	0.25	0.4
隔离度 ISOLATION (MIN) dB	70	70	60
电压驻波比 V.S.W.R. (MAX)	1.2:1	1.3:1	1.4:1

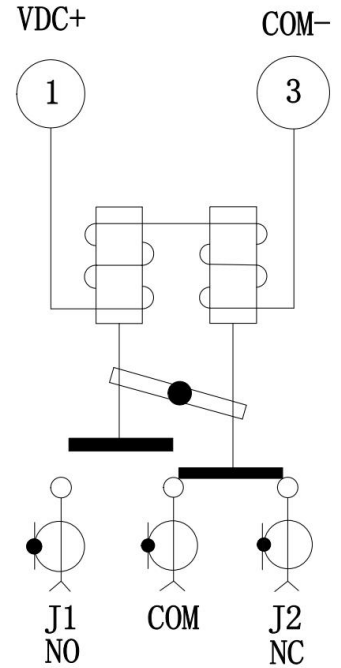
环境和物理特性 Environmental And Physical Characteristics:

参数Parameter	条件 Condition
工作温度范围 Operating temperature range	-25°C to +65°C(Standard) -55°C to +85°C(Optional)
振动 Sine vibration(Operating)	20-2000Hz , 10g
冲击 Shocks(Non Operating)	50g / 12ms, ½ sine
射频接口 RF Connector type	SMA Female
控制接口 Control connector	D-SUB 9 Pin Male
重量 Weight	70g Max

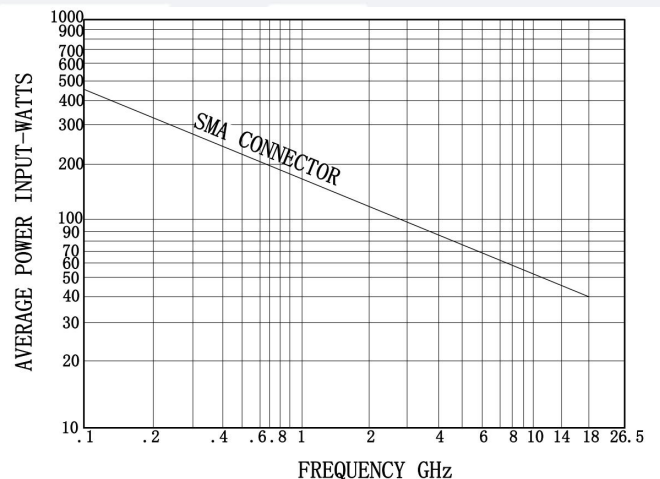
外形尺寸 Outline Drawing: Unit: mm



原理图 Schematic:



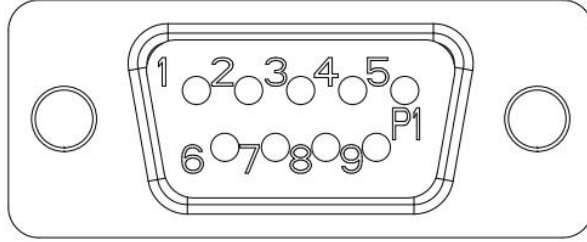
功率曲线图 Average power:



This graph is based on the following conditions:

- Ambient temperature: + 25 °C
- Sea level
- V.S.W.R.: 1 and cold switching

针脚定义 **Pin Definition:**



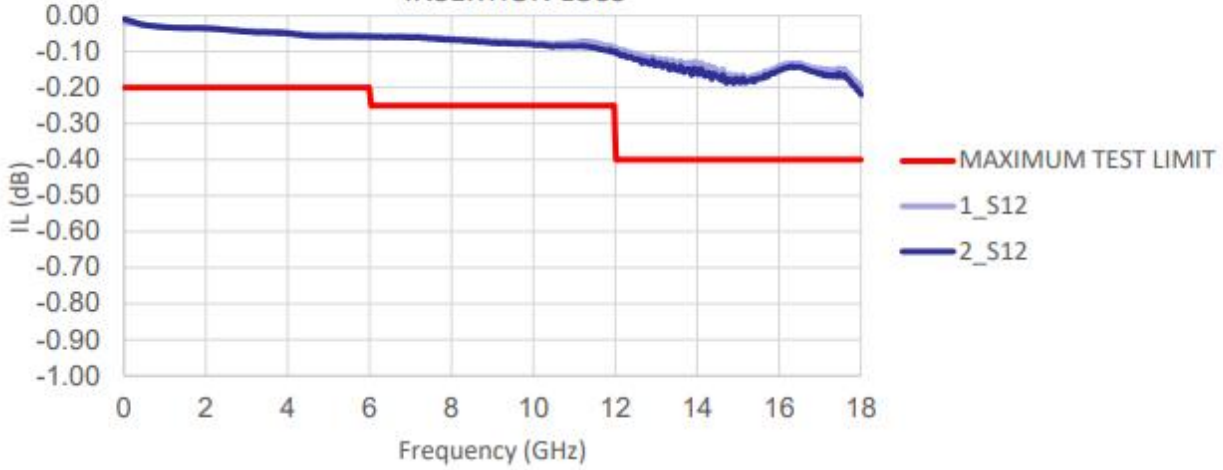
9 PIN D-SUB		RF Connect Used
Pin NO.	Function	SPDT
1	V+	NO:J1-COM
	0	NC:J2-COM
2	UNUSED	
3	COM-	
4-9	UNUSED	

标准型号 **Part Number:**

标准型号 Part Number	额定电压 Rated Voltage	可选项 Option
SPDT		
R12-SF12018-D	12VDC	-S
R12-SF24018-D	24VDC	例如:R12-SF12018-DS
R12-SF28018-D	28VDC	(备注, S型号满足IP65)

典型曲线 Typical Performance Data:

INSERTION LOSS



VSWR



ISOLATION

