

**Model: TLSP4T10M8GA-PM**
**Absorption, Broadband GaAs MMIC Switch  
 10M-8GHz, SP4T, SMA, Phase Matched**
**Feature:**

- Ultra Wide Band: 10M-8GHz
- Low Insertion Loss: 2dB
- Power Handling : 30 dBm
- High Isolation
- Switch Type: Absorption

**电气特性 Electrical:**

参数Parameter	Min.	Typ.	Max.	单位Units
频率范围 Frequency range	10M-8G			GHz
插损 Insertion Loss		2	3.5	dB
隔离 Isolation		50		dB
切换速度 Switch Speed		50	100	ns
输入驻波 Input VSWR		1.5		:1
输出驻波 Output VSWR		1.5		:1
最大输入功率 RF Input Power			30	dBm
幅度一致性 Amplitude Consistency			±0.5	dB
幅度稳定性 Amplitude Stability			±1	dB
直流电压 DC Voltage		-5		V DC
直流电流 DC Supply Current			100	mA
控制 Control Logic TTL	"0"=Low(0V) ; "1"=High(+3.3V)			V
阻抗 Impedance	50			Ohms

**机械特性 Mechanical:**

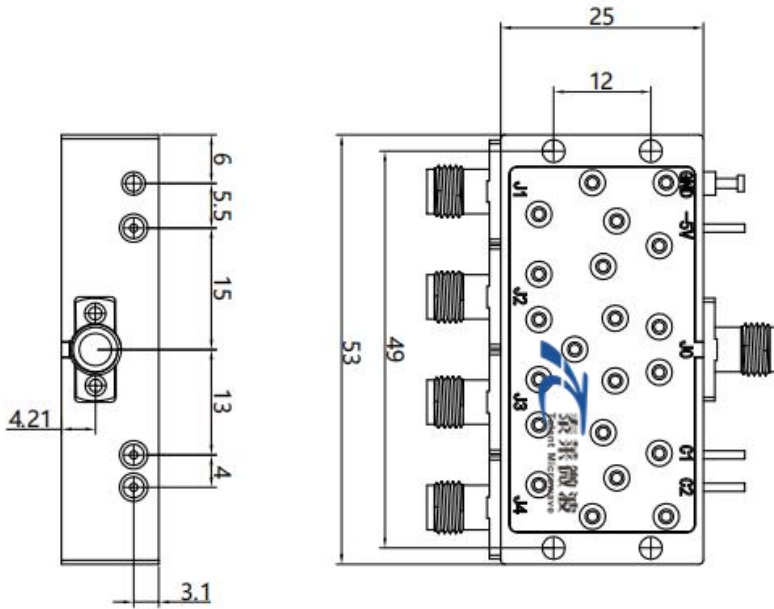
参数Parameter	指标 Value	单位Units
输入输出接口 Input /Output Connector	SMA Female	
直流控制接口 Control Bias	Solder Pin	
重量 Weight	200	g

**绝对最大值 Absolute Maximum Ratings:**

参数Parameter	指标 Value
供电偏置电压 Supply Bias Voltage	-5V +/-5%
输入功率 RF Input Power	30 dBm
ESD灵敏度 ESD sensitivity (HBm)	Class 0, passed 150V

外形尺寸 Outline Drawing (待定) :

Unit: mm(Inches)



真值表 Truth Table

Control TTL Input		Signal Path State
C1	C2	
0	0	J0-J1
0	1	J0-J2
1	0	J0-J3
1	1	J0-J4



OBSERVE PRECAUTIONS  
ELECTROSTATIC SENSITIVE  
DEVICES

温度环境 Environmental Conditions:

参数 Parameter	Min.	Typ.	Max.	单位 Units
操作温度 Operating Temperature	-25		+85	°C
存储温度 Non-operating Temperature	-55		+125	°C
相对湿度 Relative humidity		95		%
海拔 Altitude	50,000			feet
震动 Shock / Vibration(MIL-STD-810F)	25g rms (15 degree 2KHz) endurance, 1 hour per axis			
冲击 Shock(non operating)	20G for 11msc half sin wave, 3 axis both directions			

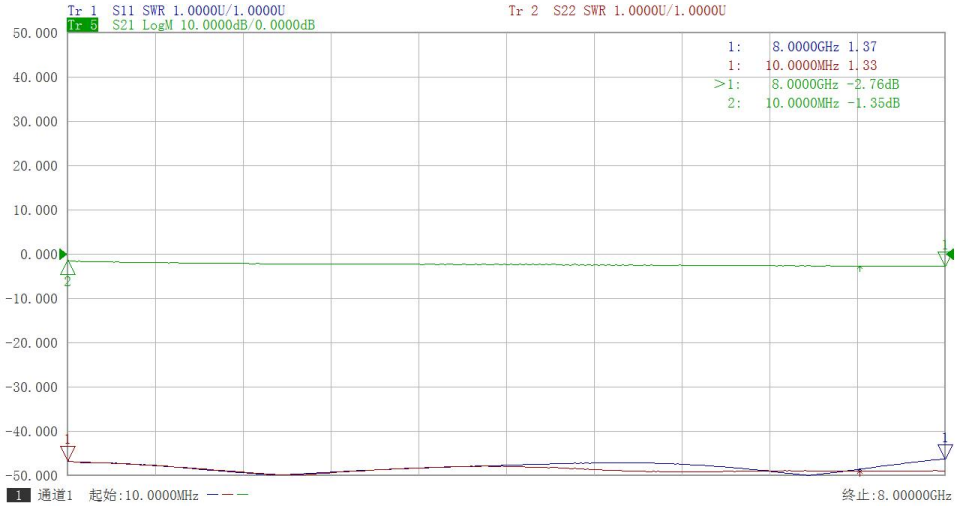
订货信息 Ordering Information:

标准型号 Part Number	描述 Description	版本号 Revision
TLSP4T10M8GA-PM	Absorption, Broadband GaAs MMIC Switch 10M-8GHz, SP4T, SMA, Phase Matched	Rev.1.0

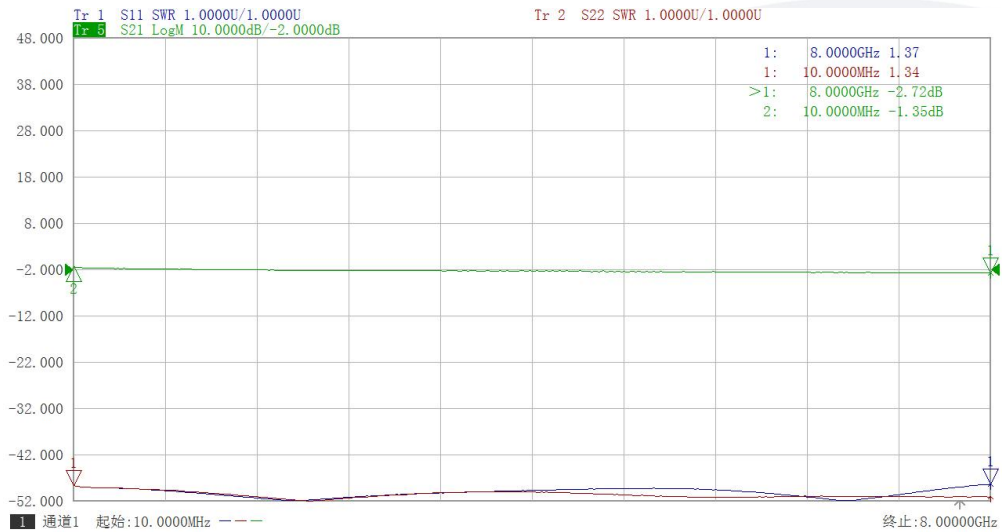
典型曲线 Typical Performance

插损

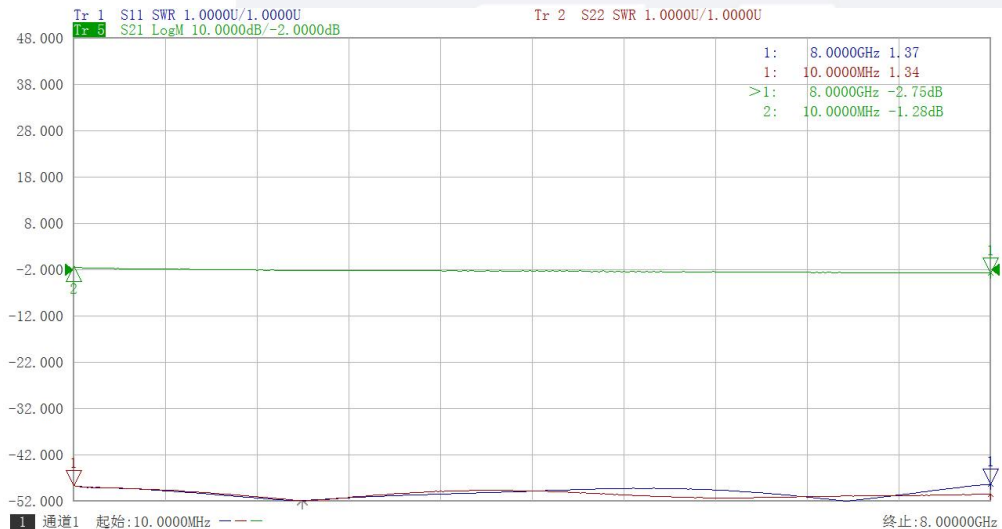
J0-J1:



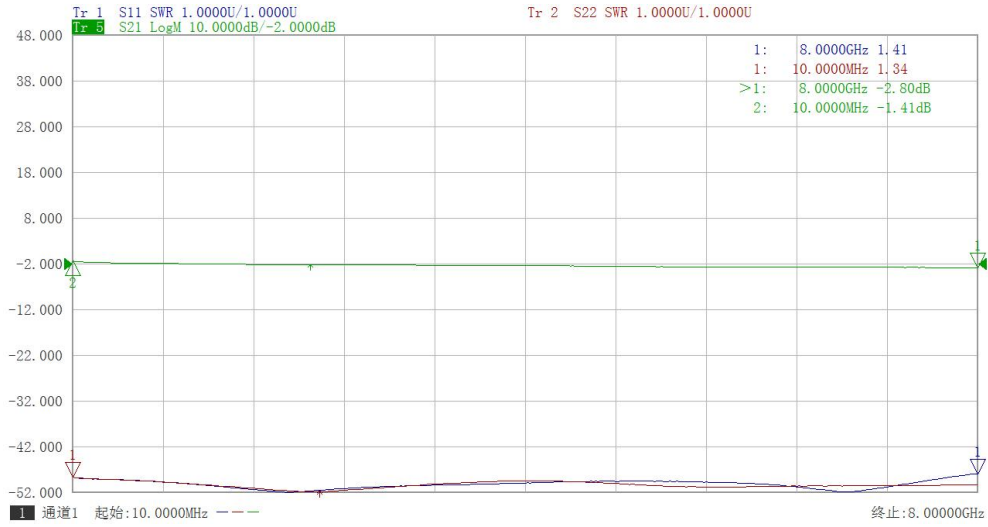
J0-J2:



J0-J3:

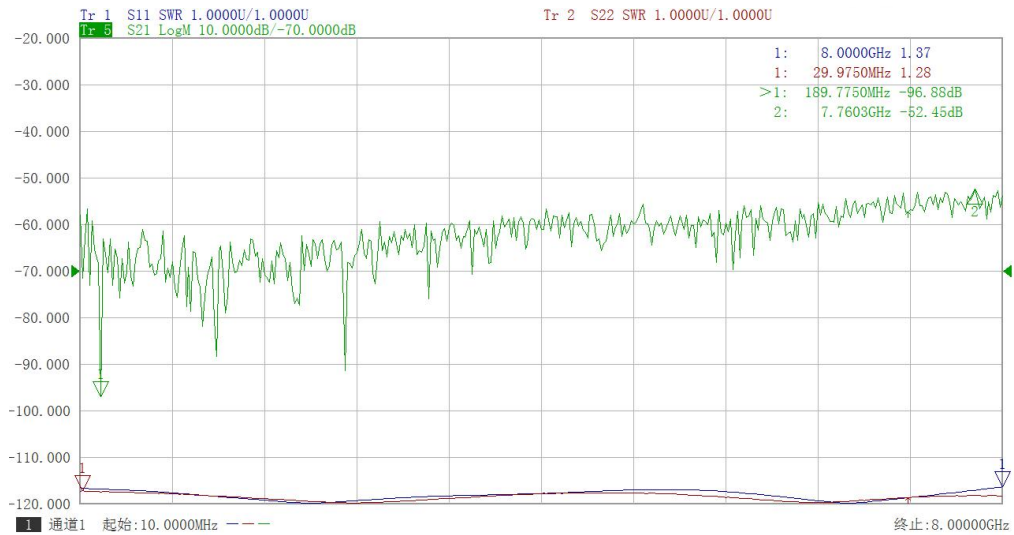


J0-J4:

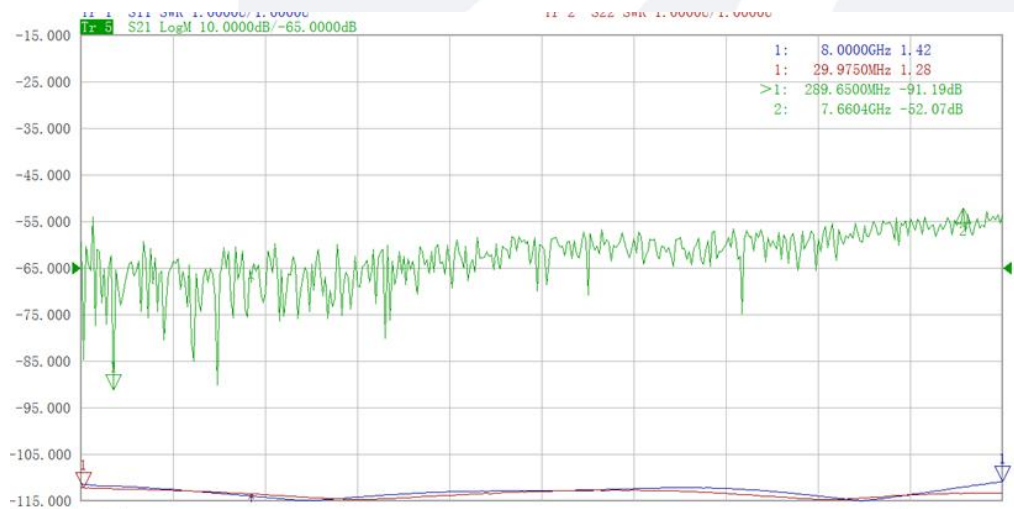


隔离

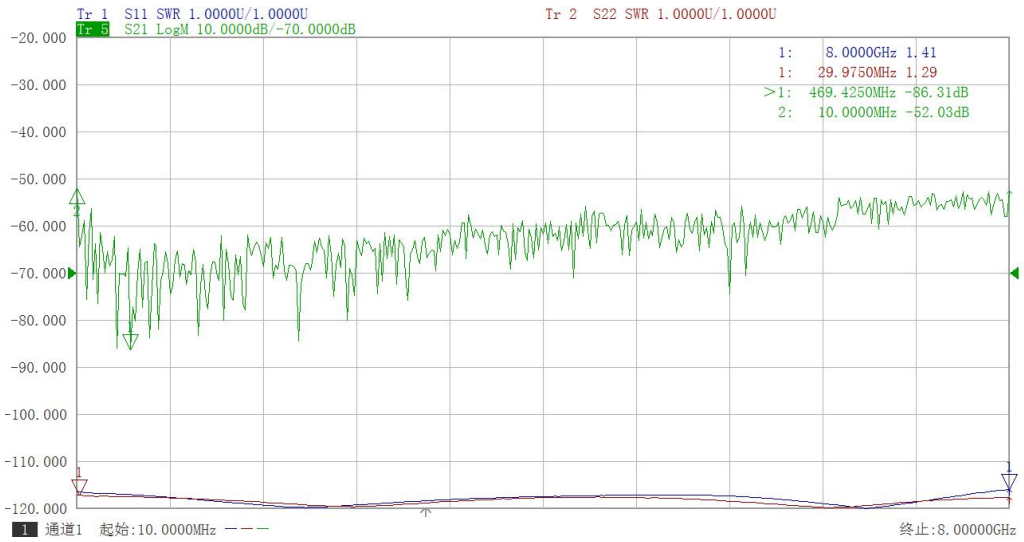
J0-J1:



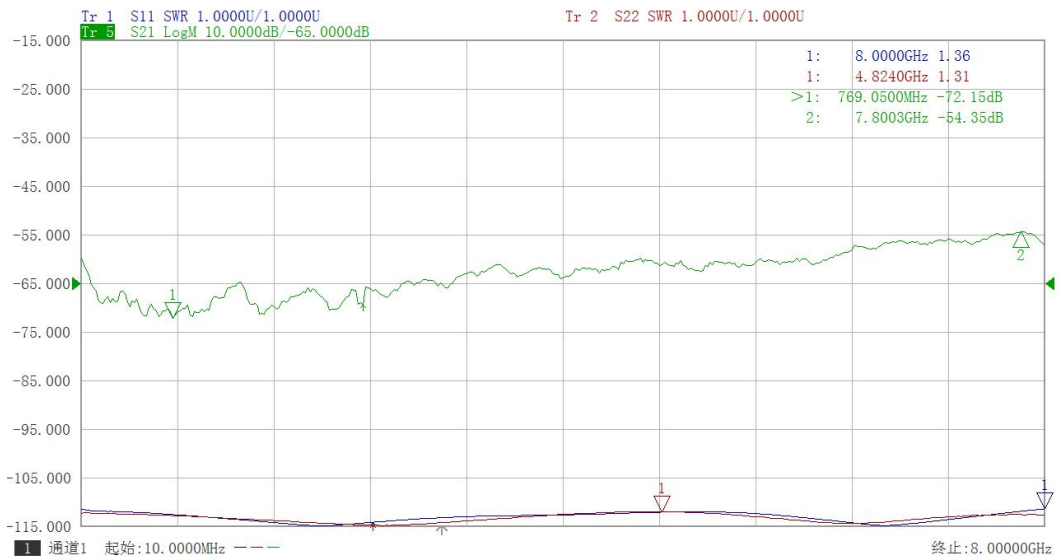
J0-J2:



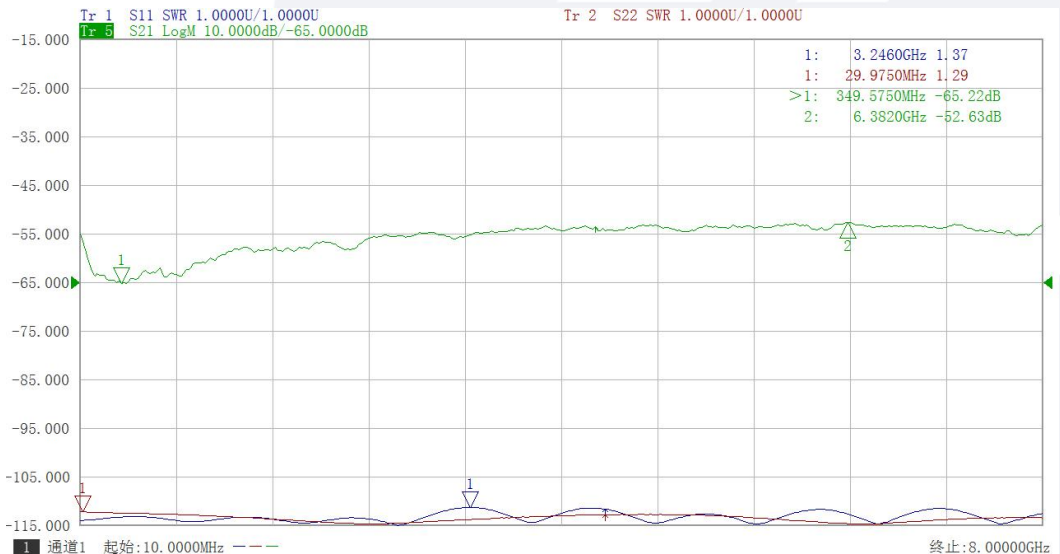
J0-J3:



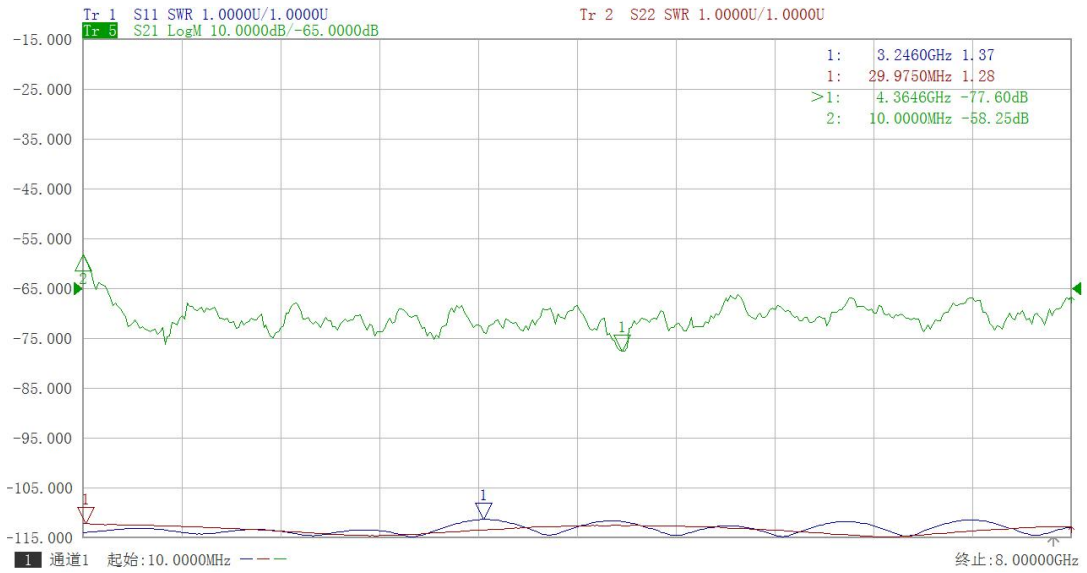
J0-J4:



J2-J1:



J3-J2:



J4-J3:

