

**Part No.: TC-60180-20S**

**20dB Directional Coupler SMA- Female 50Ω 6000-18000MHz**

**电气特性 Electrical:**

工作频率 Frequency Range: 6-18GHz  
 耦合度 Coupling:  $20 \pm 1.0\text{dB}$   
 插入损耗 Insertion Loss:  $\leq 1.0\text{dB}$   
 驻波 VSWR:  $\leq 1.5:1$   
 方向性 Directivity:  $\geq 12\text{dB}$   
 耐功率 Power Handling: 30Watt  
 阻抗 Impedance: 50Ω

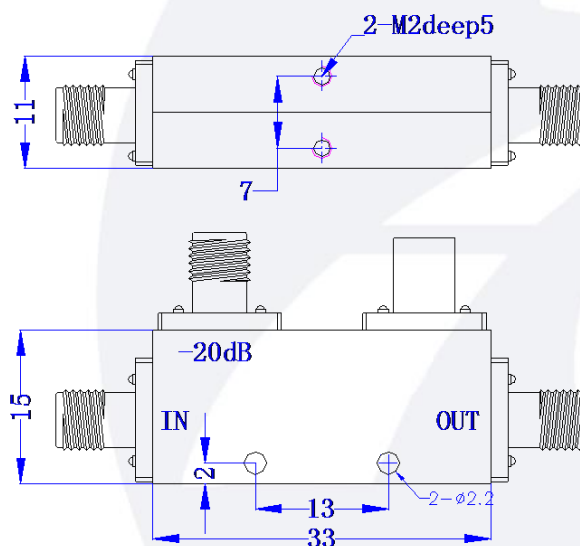


**机械特性 Mechanical:**

温度范围 Temperature Range:  $-40^{\circ}\text{C} - +80^{\circ}\text{C}$   
 接口 Connectors: SMA-Female  
 相对湿度 Relative Humidity: 0 ~ 90%

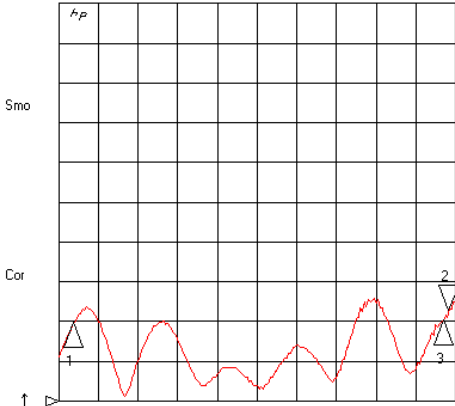
**外形尺寸 Outline Drawing:**

Unit: mm



27 Jul 2020 10:43:22

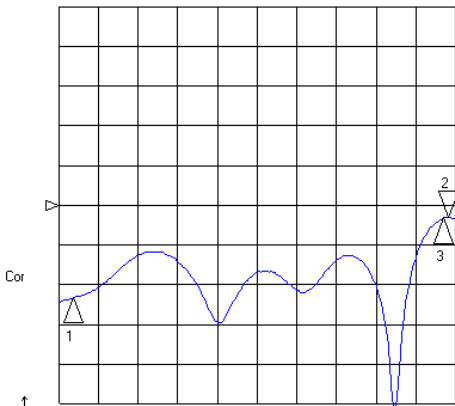
CH1 SWR 100 m / REF 1  
S11 2 : 1. 2301 18 . 000 000 000 GHz



CH1 Markers  
1 : 1. 1978  
6. 00000 GHz  
3 : 1. 2042  
17 . 8329 GHz

START 5500 . 000 MHz STOP18200 . 000 MHz

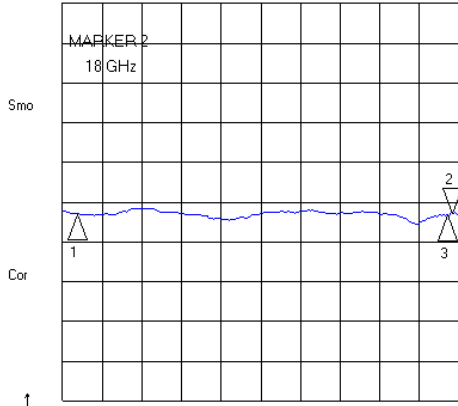
CH3 LOG 5 dB / REF -32 dB  
MEM 2 : -33 . 450 dB 18 . 000 000 000 GHz



CH3 Markers  
1 : 43 . 562 dB  
6. 00000 GHz  
3 : 33 . 541 dB  
17 . 8329 GHz

START 5500 . 000 MHz STOP18200 . 000 MHz  
2002-1-1 00:42:07

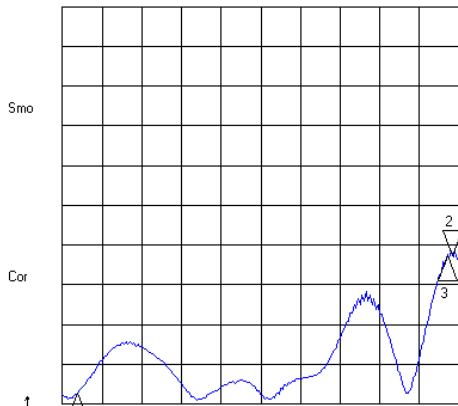
CH2 LOG 1 dB / REF -20 dB  
S21/M 2 : -20 . 266 dB 18 . 000 000 000 GHz



CH2 Markers  
1 : -20 . 290 dB  
6. 00000 GHz  
3 : -20 . 313 dB  
17 . 8329 GHz

START 5500 . 000 MHz STOP18200 . 000 MHz

CH4 SWR 100 m / REF 1  
S22 2 : 1. 3745 18 . 000 000 000 GHz



CH4 Markers  
1 : 1. 0304  
6. 00000 GHz  
3 : 1. 3757  
17 . 8329 GHz

START 5500 . 000 MHz STOP18200 . 000 MHz