

**Part No.: TC-2080-10S**

**10dB Directional Coupler SMA- Female 50Ω 2000-8000MHz**

**电气特性 Electrical:**

工作频率 Frequency Range: 2000-8000MHz  
 耦合度 Coupling:  $10 \pm 1.0\text{dB}$   
 插入损耗 Insertion Loss:  $\leq 0.8\text{dB}$   
 驻波 VSWR:  $\leq 1.3:1$   
 方向性 Directivity:  $\geq 20\text{dB}$   
 耐功率 Power Handling: 30Watt  
 阻抗 Impedance: 50Ω

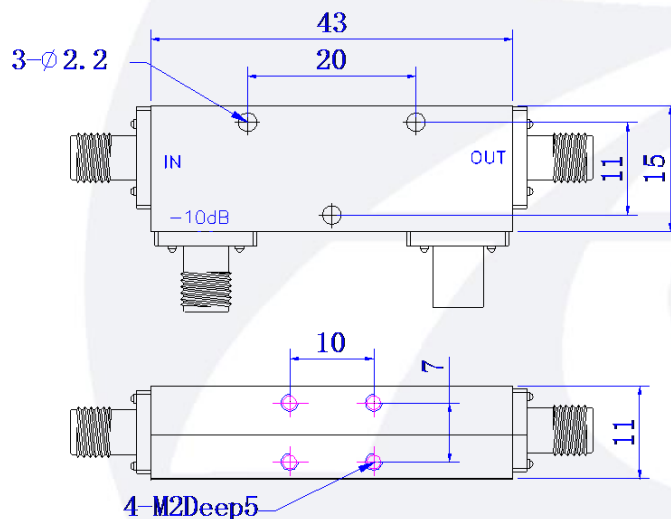


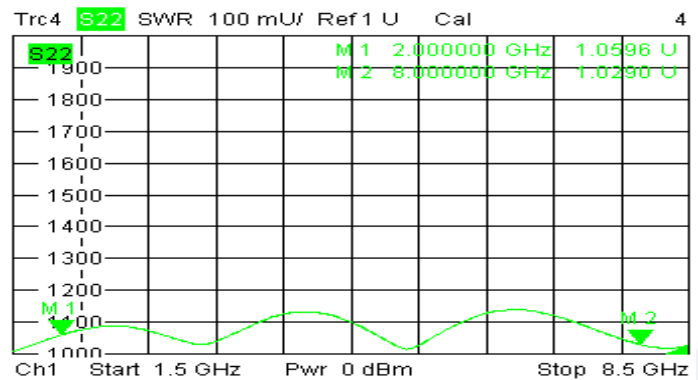
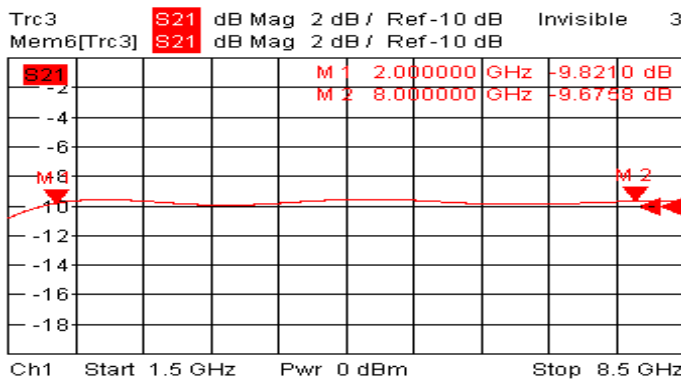
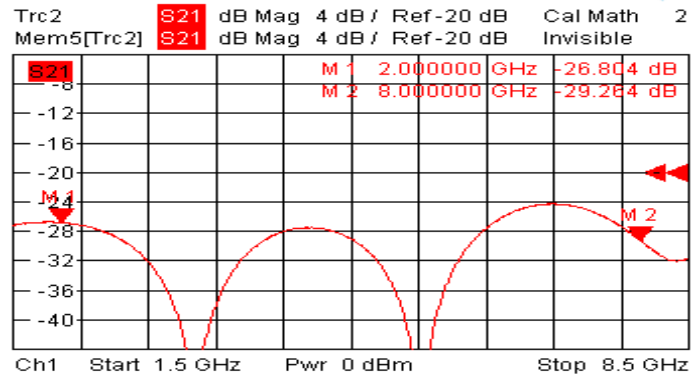
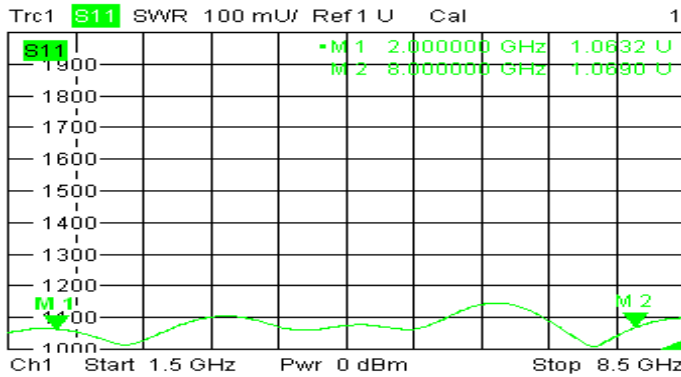
**机械特性 Mechanical:**

温度范围 Temperature Range:  $-40^{\circ}\text{C} - +80^{\circ}\text{C}$   
 接口 Connectors: SMA-Female  
 相对湿度 Relative Humidity: 0 ~ 90%

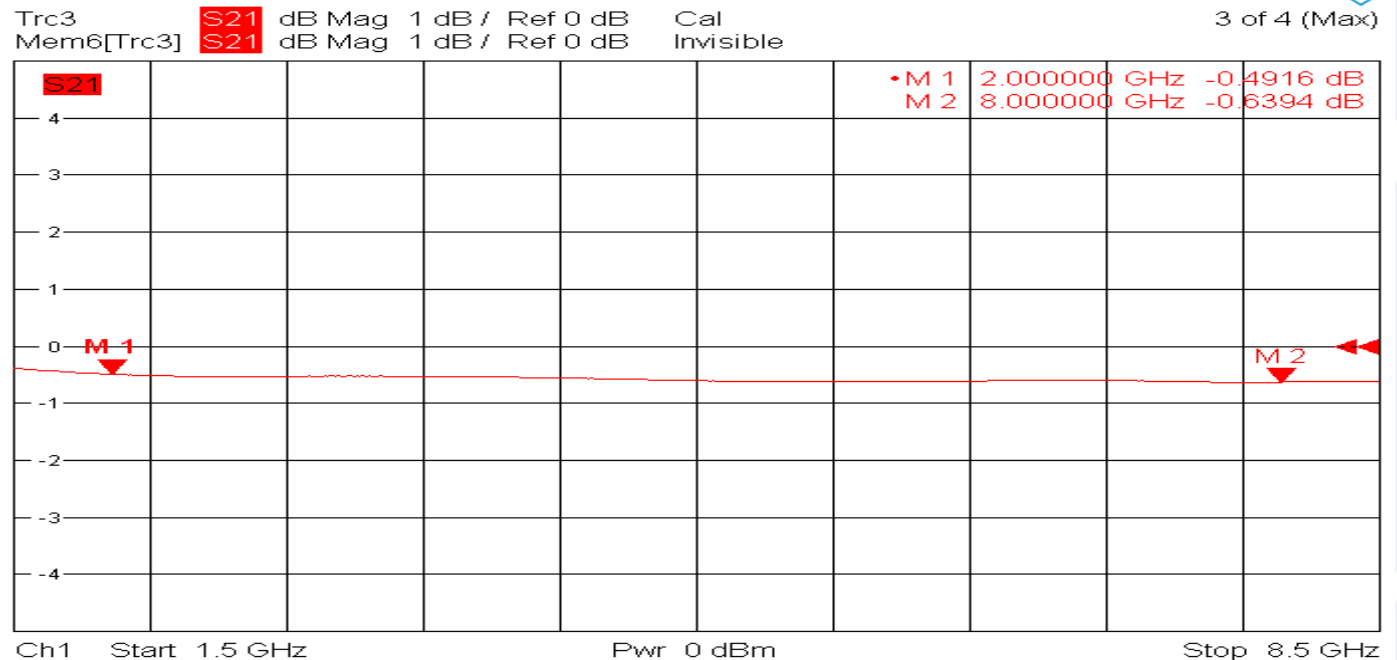
**外形尺寸 Outline Drawing:**

Unit: mm





4/15/2020, 2:24 PM



4/15/2020, 3:11 PM