

Part No.: TC-0825-20S

20dB Directional Coupler SMA- Female 50Ω 800-2500MHz

电气特性 Electrical:

工作频率 Frequency Range: 800-2500MHz
 耦合度 Coupling: 20±1dB
 插入损耗 Insertion Loss: ≤0.4dB
 驻波 VSWR: ≤1.25:1
 方向性 Directivity: ≥20dB
 耐功率 Power Handling: 50Watt
 阻抗 Impedance: 50Ω




机械特性 Mechanical:

温度范围 Temperature Range: -40° C - +80° C
 接口 Connectors: SMA-Female
 相对湿度 Relative Humidity: 0 ~ 90%

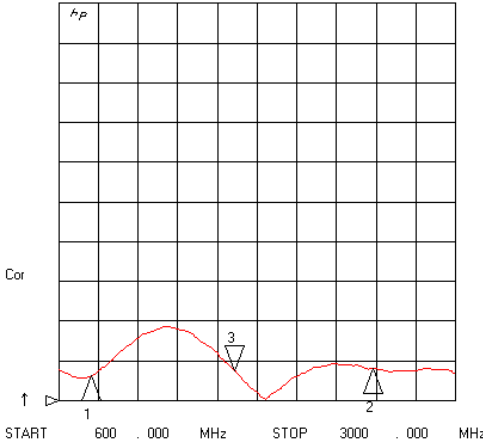
外形尺寸 Outline Drawing:

Unit: mm



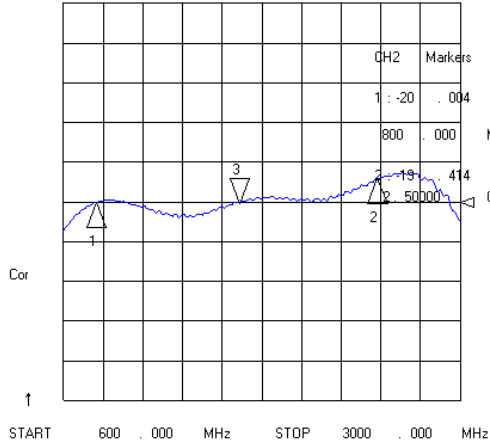
29 Oct 2019 03:41:41

CH1 SWR 100 m / REF 1
S11 3 : 1. 0759 1. 665 279 989 GHz



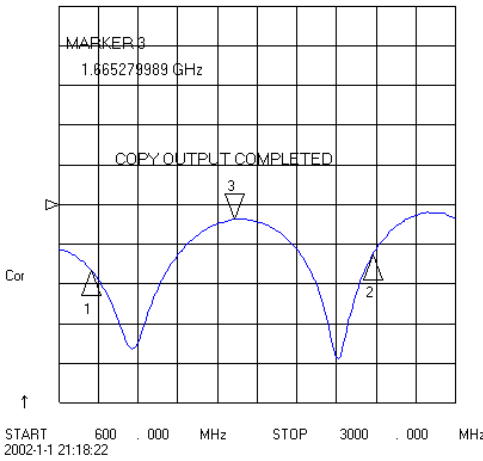
CH1 Markers
1 : 1. 0637
800 . 000 MHz
2 : 1. 0805
2. 50000 GHz

CH2 LOG 1 dB / REF -20 dB
S21 3 : -20 . 032 dB 1. 665 279 989 GHz



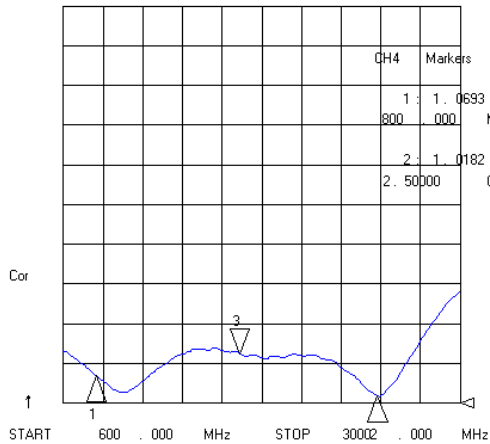
CH2 Markers
1 : -20 . 004 dB
800 . 000 MHz
2 : -19 . 414 dB
2. 50000 GHz

CH3 LOG 5 dB / REF -40 dB
MEM 3 : -41 . 834 dB 1. 665 279 989 GHz



CH3 Markers
1 : -48 . 289 dB
800 . 000 MHz
2 : -46 . 187 dB
2. 50000 GHz

CH4 SWR 100 m / REF 1
S22 3 : 1. 1250 1. 665 279 989 GHz



CH4 Markers
1 : 1. 0693
800 . 000 MHz
2 : 1. 0182
2. 50000 GHz